



The Diocese of Peterborough

Syllabus for Religious Education
2019–2024



Foreword

Learning about religious worldviews has always been at the heart of a well-rounded education. It is vitally important for pupils' character formation, for helping pupils understand the many and various forms of religious experience and expression across the globe, and for wise decision making. This is more important today than ever before.

Our Diocese is home to many diverse and active faith communities, as well as to people who follow non-religious worldviews and ways of life. The historical influence of the Church has contributed towards making the Diocese a welcoming place, where freedom of religion is valued and cherished. The Church also continues to nurture and encourage people from all backgrounds to find faith and sustenance from the God who created them and loves them.

It is my belief that Religious Education, through our new Diocesan Syllabus, will encourage our children and young people to explore their own beliefs and traditions, and those of others in a deep, meaningful and engaging way. It will enable them to grow in understanding of themselves and of those around them, in order to build more respectful and supportive communities where people can live and work together in harmony.

We trust that our teachers will find this new syllabus and accompanying support materials relevant and helpful in their planning and delivery of Religious Education, and in fulfilling their part in enabling children and young people to flourish in their life journey.

+ John

The Right Reverend John Holbrook, Bishop of Brixworth



© RE Today 2019. This syllabus was written by RE Today Services for the Diocese of Peterborough.

All rights reserved. Permission is granted to schools in the Diocese of Peterborough to photocopy pages for classroom use only. No part of this publication may be reproduced, stored in a retrieval system, or transmitted in any form or by any means electronic, mechanical, recorded or otherwise, without the prior permission of the publisher.

Cover photo © Ian Black

Cover art: © NATRE Spirited Arts

The Diocese of Peterborough

Diocesan Syllabus for Religious Education: Contents

Section		Page
	Foreword	2
A. Religious Education in Church Schools		
	A.1 Excellence in Religious Education	4
	A.2 Aims and purposes of Religious Education in the Church school	4
	A.3 Teaching and learning model in Religious Education	5
B. Requirements and Good Practice in Religious Education		
	B.1 Religious Education and the Law	7
	B.2 Religious Education in different school types	8
	B.3 Leadership in Church schools	9
	B.4 The roles and responsibilities of governors in a Church of England school or academy	10
	B.5 Curriculum time for Religious Education	11
	B.6 Religions and beliefs to be studied	12
C. Context and Content of Religious Education		
	C.1 Key question overview	14
	C.2 End-of-phase outcomes	16
	C.3 EYFS Programme of Study	18
	• EYFS Units of Study	21
	C.4 KS1 Programme of Study & Planning Guidance	24
	• KS1 Units of Study	27
	C.5 Lower KS2 Programme of Study & Planning Guidance	37
	• Lower KS2 Units of Study	40
	C.6 Upper KS2 Programme of Study & Planning Guidance	48
	• Upper KS2 Units of Study	52
	C.7 KS3 Programme of Study & Planning Guidance	64
	• KS3 Units of Study	67
	C.8 RE for 14s-19s	77
D. Assessing Pupils' Progress in Religious Education		
	D.1 Assessment, achievement and attainment	79
	D.2 Using unit and end-of-phase outcomes for assessing pupils' learning	81
	D.3 End of unit outcomes, KS1-UKS2	82
E. Guidance		
	E.1 How RE promotes Spiritual, Moral, Social and Cultural Development	92
	E.2 Religious Education and British Values	96
	E.3 Developing knowledge, skills and attitudes through Religious Education	97
	E.4 Models of curriculum provision	101
	E.5 Core concepts in world religions	103
	E.6 The demographics of religion and belief in Peterborough, the region and the nation	114

A. Religious Education in Church Schools

A.1 Excellence in Religious Education

The principal aim of RE is to enable pupils to hold balanced and informed conversations about religion and belief.¹

A.2 Aims and purposes of Religious Education in the Church school

This principal aim incorporates the following aims of Religious Education in Church schools, for pupils to:²

- Know about and understand Christianity as a diverse global living faith through the exploration of core beliefs, using an approach that critically engages with biblical text;
- Gain knowledge and understanding of a range of religions and worldviews, appreciating diversity, continuity and change within the religions and worldviews being studied;
- Engage with challenging questions of meaning and purpose raised by human existence and experience;
- Recognise the concept of religion and its continuing influence on Britain's cultural heritage and in the lives of individuals and societies in different times, cultures and places;
- Explore their own religious, spiritual and philosophical ways living, believing and thinking.

Appropriate to their age at the end of their education in Church schools, the expectation is that all pupils are religiously literate and as a minimum, pupils are able to:

- Give a theologically informed and thoughtful account of Christianity as a living and diverse faith;
- Show an informed and respectful attitude to religions and non-religious worldviews in their search for God and meaning;
- Engage in meaningful and informed dialogue with those of other faiths and none;
- Reflect critically and responsibly on their own spiritual, philosophical and ethical convictions.

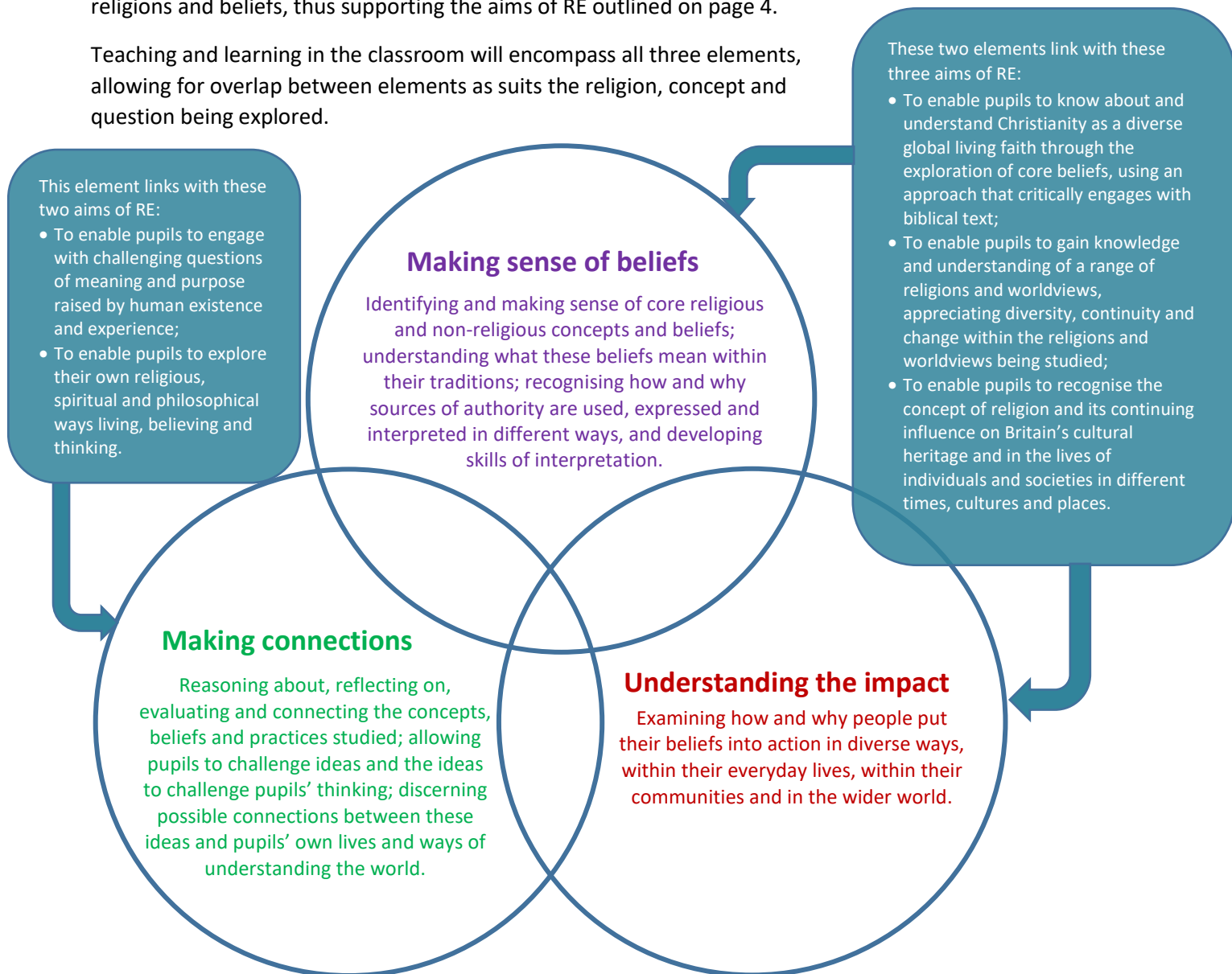
¹ This principal aim has developed from continuing diocesan adviser work on the purpose of RE by Jane Chipperton (Diocese of St Albans), Gillian Georgiou (Diocese of Lincoln), Olivia Seymour (Diocese of York) and Kathryn Wright (Diocese of Norwich) www.reonline.org.uk/news/revision-rethinking-re-a-conversation-about-religious-and-theological-literacy/

² As taken from *Religious Education in Church of England Schools: A Statement of Entitlement* 2019. www.churchofengland.org/sites/default/files/2019-02/RE%20Statement%20of%20Entitlement%20for%20Church%20Schools.pdf

A.3 Teaching and learning model in Religious Education

This syllabus is designed to support schools in developing and delivering excellence in RE. This syllabus sets out an approach to teaching and learning, supporting teachers to help pupils encounter core concepts in religions and beliefs in a coherent way, developing their understanding and their ability to hold balanced and informed conversations about religions and beliefs. The syllabus is underpinned by three core elements, which are woven together to provide breadth and balance within teaching and learning about religions and beliefs, thus supporting the aims of RE outlined on page 4.

Teaching and learning in the classroom will encompass all three elements, allowing for overlap between elements as suits the religion, concept and question being explored.



These elements set the context for open exploration of religions and beliefs. They offer a structure through which pupils can encounter diverse religious traditions, alongside non-religious worldviews, presenting a broad and flexible strategy that allows for different traditions to be treated with integrity. These elements offer a route through each unit while also allowing for a range of questions reflecting approaches from religious studies, theology, ethics, sociology and philosophy.

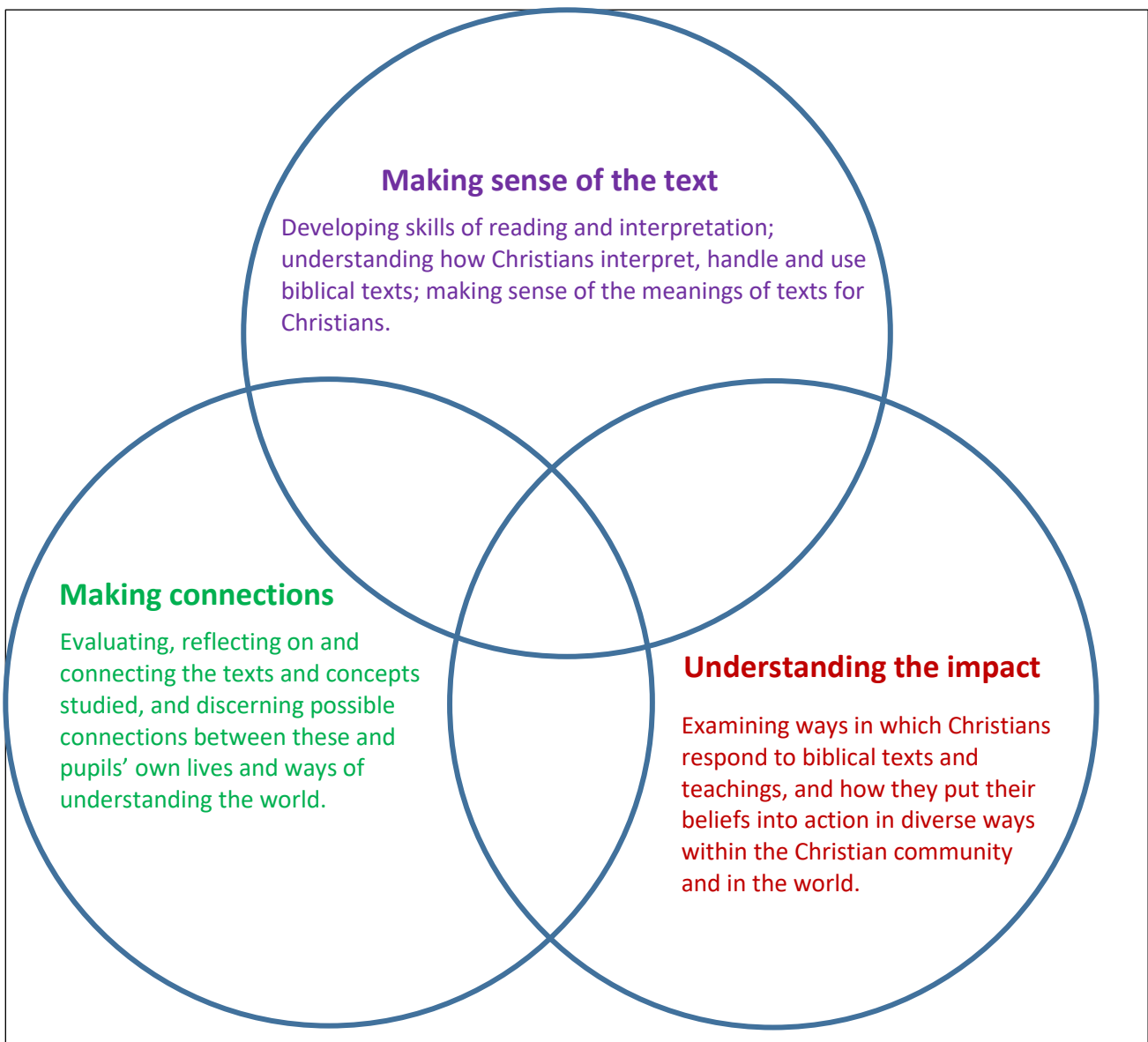
Understanding Christianity: Text, Impact, Connections

This approach has been developed to incorporate the teaching approach taken in *Understanding Christianity: Text, Impact, Connections* (RE Today, 2016). This is recommended for all Church schools within the Diocese, in order to meet the requirements of the Statement of Entitlement³, which states that:

In a Church school the pupils and their families can expect an RE curriculum that enables pupils to acquire a rich, deep knowledge and understanding of Christian belief and practice. This should include the ways in which it is unique and diverse. Parents can expect the use of high-quality resources, for example, the Understanding Christianity resource. Pupils can expect that teaching and learning in Church schools will use an approach that engages with biblical text and theological ideas.



The three elements outlined on page 5 reflect and accommodate the elements within the *Understanding Christianity* resource pack, with the main difference being the focus on text.



Elements are taken from *Understanding Christianity* © RE Today 2016. Used by permission.

³ *Religious Education in Church of England Schools: A Statement of Entitlement* 2019.
www.churchofengland.org/sites/default/files/2019-02/RE%20Statement%20of%20Entitlement%20for%20Church%20Schools.pdf

B. Requirements and Good Practice in Religious Education

B.1 Religious Education and the Law

RE is for all pupils

- Every pupil has an entitlement to Religious Education.
- RE is a necessary part of a 'broad and balanced curriculum' and must be provided for all registered pupils in state-funded schools in England, including those in the sixth form, unless withdrawn by their parents (or withdrawing themselves if they are aged 18 or over).⁴
- This requirement does not apply for children below compulsory school age (although there are many examples of good practice of RE in nursery classes).
- Special schools should ensure that every pupil receives RE 'as far as is practicable'.⁵
- The 'basic' school curriculum includes the National Curriculum, RE and Relationships and Sex Education. In Church schools RE has the status of a core subject.
- Religious Education is also compulsory in academies and free schools, using the syllabus as set out in their funding agreements.

RE is locally determined, not nationally

- In a Voluntary Aided Church of England school, governors are ultimately responsible for the subject and they must ensure that their Religious Education **syllabus** and **provision** is in accordance with 'the rites, practices and beliefs of the Church of England' and we strongly recommend that they are based on this Diocesan syllabus.
- In a Voluntary Controlled or Foundation Church of England school, RE must be taught according to the Locally Agreed Syllabus of the authority where the school is located, unless parents request RE in accordance with the trust deed or religious designation of the school. This 2019 Diocesan Syllabus offers useful support materials to VC and Foundation schools to support excellence in RE.

RE and Collective Worship

- Collective Worship is separate from RE and may not be counted as curriculum time for RE or any other subject.

Withdrawal

- Parents must be advised of their right to withdraw pupils from RE in all Church schools (including voluntary aided schools).
- In the event that pupils are withdrawn, schools retain responsibility for health and safety. Pupils can be withdrawn from all or part of RE provision.

⁴ School Standards and Framework Act 1998, Schedule 19; Education Act 2002, section 80.

⁵ The Education (Special Educational Needs) (England) (Consolidation) (Amendment) Regulations 2006 Regulation 5A.

B.2 Religious Education in different school types

Religious Education in Voluntary Aided (VA) schools

For Voluntary Aided Schools with a religious character Religious Education is the responsibility of the governing body. The Diocesan Board of Education for Peterborough strongly recommend this syllabus for adoption.

If governors decide to adopt a different syllabus than this one, they must ensure that its requirements are at least as rigorous and that it is in accordance with the school's Trust Deed and the '*Religious Education in Church Schools: A Statement of Entitlement*' 2019.

Religious Education in Voluntary Controlled (VC) and Foundation schools

Voluntary Controlled schools should follow the Local Authority Agreed Syllabus unless parents request a denominational one. There is much in this Diocesan Syllabus to support schools to achieve excellence in RE and the Diocese of Peterborough strongly recommend that schools use the support materials in this syllabus as they will complement the locally agreed syllabus.

Religious Education in an Academy

The requirements for Religious Education in an academy with a religious foundation are specified in the funding agreement for that academy.

For a VA school that converts to academy status the model funding agreement specifies that an academy with a religious designation must provide RE in accordance with the tenets of the particular faith specified in the designation. This Diocesan Syllabus is written to support academies within the Diocese of Peterborough to meet the requirements of their funding agreement.

Sponsored Academies usually adopt the VA model within their funding agreements, irrespective of whether they were previously VA or VC.

Foundation or Voluntary Controlled schools with a religious character that convert to academy status must arrange for RE in accordance with the syllabus requirements as set out in the funding agreement (being 'in the main Christian whilst taking account of the other principal religions represented in Great Britain') unless any parents request that their children receive RE in accordance with the tenets of the school's faith. If any parents do request this, the academy must make arrangements for those children to receive such RE unless, because of special circumstances, it would be unreasonable to do so⁶. The funding agreement sets this out (by applying the relevant provisions of the Education Act 1996 and the School Standards and Framework Act 1998).

Religious Education in Community Schools

Community schools must follow their locally agreed syllabus. The Peterborough Diocesan Board of Education's syllabus for Religious Education has a flexibility allowing for a balanced selection of material to be made reflecting the local context. The Diocesan Syllabus could be used alongside its counterpart from the Local Authority to provide extra support materials.

⁶ Schedule 19(3), School Standards and Framework Act 1998. See p15, Religious education in English schools: non-statutory guidance, DCSF 2010.

B.3 Leadership in Church Schools

Good RE depends upon quality subject leadership. RE is a core subject in a Church of England school. It should be a priority in church schools to build up the expertise of all those who lead and teach RE. Opportunities should be taken to provide access to specialist training and support from the diocese and other subject experts for all involved in RE.

RE should have equal status with other core subjects in staffing, responsibility and resourcing.

Higher Level Teaching Assistants (HLTAs) who are involved in the delivery of RE need to be supported by the RE subject leader or a member of the senior leadership team and must have access to professional development in RE.

The Role of the Subject Leader for Religious Education

Policy, knowledge and development

- Prepare a School Policy;
- Devise a whole school plan and Schemes of Work which cater for progression;
- Decide which religions are to be included at which key stage;
- Ensure that curriculum time is sufficient. The Statement of Entitlement says that this should aim to be close to 10% but must be no less than 5%; at least 50% of curriculum time should be given to the study of Christianity;
- Devise appropriate procedures for planning, assessment, recording and reporting pupils' work in line with whole school policy;
- Ensure SEN, EAL and gifted and talented school policies are promoted in RE;
- Promote RE with staff, pupils, parents and governors;
- Promote display of pupils' work in RE;
- Audit available resources, buy new ones and deploy appropriately;
- Keep up-to-date with local and national developments.

Monitoring

- Review, monitor and evaluate provision and the practice of RE;
- Identify trends, make comparisons and know about different groups;
- Monitor planning, checking for clarity of outcomes and aspects of differentiation;
- Provide observation feedback and report on findings;
- Sample pupil's work;
- Evaluate outcomes for pupils in RE for progress and attainment;
- Set overall school targets for improvement.

Supporting and Advising

- Prepare a subject action plan, including short- and long-term targets and a funding policy, which builds on existing practice and strives for continuous improvement;
- Lead curriculum development and ensure staff development through courses, in-school meetings and training;
- Keep up-to-date with new developments and resources;
- Support non-specialist teachers and staff;
- Work alongside colleagues to demonstrate good practice;
- Prepare statements about RE for parents and governors, as required;
- Ensure parents and children are involved in the process.

(Thanks to the Diocese of Chester for permission to use their materials for this page.)

B.4 The role and responsibilities of governors in the Church of England school or academy

The Statement of Entitlement for Religious Education⁷ 2019 states:

“A high-quality sequential religious education (RE) programme is essential to meet the statutory requirement for all state funded schools, including academies and free schools, to teach a full curriculum that prepares pupils for the opportunities, responsibilities and experiences of life in modern Britain. Central to religious education in Church schools is the study of Christianity as a living and diverse faith, focused on the teaching of Jesus and the Church. There is a clear expectation that as inclusive communities, church schools provide sequenced learning about a range of religions and worldviews³ fostering respect for others. In voluntary aided schools, RE must be taught in accordance with the trust deed: this document will help schools interpret that legal requirement. In foundation and voluntary controlled schools with a religious character, RE must be taught according to the locally agreed syllabus for RE unless parents request RE in accordance with the trust deed of the school. In academies and free schools RE must be taught in accordance with the funding agreement.”

Therefore, governors in Church schools and academies have a responsibility for holding the school leaders to account for the high quality of RE provided for pupils. All governors should understand the distinctive role and purpose of Religious Education within Church schools and academies; foundation governors and their academy equivalents bear particular responsibility in this area.

The role and responsibilities of governors are:

- To have strategic oversight of Religious Education;
- To ensure that proper provision and resources are available in accordance with the Trust Deed;
- To contribute to and support Religious Education, as a core subject of the school;
- To contribute to and support the formation of a policy and curriculum for Religious Education;
- To ensure that the policy and curriculum prepares pupils with a religious understanding and sensitivity to take their place in the world;
- To be a ‘critical friend’ in order to ensure the highest possible standards in teaching and learning in Religious Education;
- To ensure a curriculum that is inclusive and reflects breadth and depth;
- To ensure curriculum time and staffing meet the requirements of this syllabus.

Developing Staff Expertise in Religious Education in a Church of England school or academy

Pupils in Church schools are entitled to be taught by teachers who have a secure subject knowledge and are confident in helping them navigate and challenge cultural and religious stereotypes, prejudice and extremism. It should be a priority in Church schools to build up staff expertise in RE specifically, but not exclusively, working towards:

- At least one member of staff having RE qualifications or receiving specialist training;
- Secondary schools employing specialist RE teachers and deploying them effectively to ensure pupils receive specialist teaching;
- All staff teaching RE having access to subject specific professional development;
- All staff teaching RE knowing how to create and maintain classrooms in which academic rigour is balanced with respect for different personal beliefs and identities;
- All teaching staff and governors understanding of the distinctive role and purpose of RE within church schools;
- A governing body which is monitoring standards in RE effectively.

(The Statement of Entitlement for Religious Education 2019)

⁷ *Religious Education in Church of England Schools: A Statement of Entitlement 2019.*

www.churchofengland.org/sites/default/files/2019-02/RE%20Statement%20of%20Entitlement%20for%20Church%20Schools.pdf

B.5 Curriculum time for Religious Education

In order to deliver the aims and expected standards of the syllabus, the Diocese of Peterborough Board of Education strongly recommend a minimum allocation of curriculum time for RE based upon the law and the *Statement of Entitlement* from the Church of England Education Office⁸: **Schools should aim to be close to 10% of curriculum for teaching RE, but must be no less than 5%.**

In practice, this means a starting point of 60 minutes per week for Key Stage 1 and 75 minutes per week for Key Stage 2 and Key Stage 3 RE.

This means in practice that schools are expected to allocate a minimum of at least:

4–5s	36 hours of RE, e.g. 50 minutes a week or as part of continuous provision
5–7s	36 hours of tuition per year (e.g. an hour a week, or less than an hour a week plus a series of RE days)
7–11s	45 hours of tuition per year (e.g. an hour and a quarter per week, or a series of RE days or weeks amounting to 45+ hours of RE)
11–14s	45 hours of tuition per year (e.g. an hour and a quarter per week)
14–16s	At least 5% of curriculum time, or 70 hours of tuition across the key stage (e.g. an hour a week for 5 terms, or 50 minutes per week, supplemented with off-timetable RE days)
16–19s	Allocation of time for RE for all should be clearly identifiable

RE can be delivered in flexible ways and need not be confined to a lesson per week. Further opportunities should be sought to develop RE in the curriculum for example through RE days, RE weeks, visits and other projects. (See E.4 Models of curriculum provision, page 101, for more guidance.)

Notes

- **RE is a core subject of the curriculum for all pupils.** The ‘basic’ school curriculum includes the National Curriculum, RE and Relationships and Sex Education, and in Church schools RE has the status of a core subject. The requirements of this Diocesan syllabus are not subject to the flexibility of the Foundation Subjects. RE is a legal entitlement for all pupils in all year groups throughout their schooling, from Reception year up to and including Key Stage 5.
- **Flexible delivery of RE:** an RE-themed day or week of study can complement (but should not replace) the regular weekly programme of lessons.
- **RE is different from Collective Worship.** Curriculum time for Religious Education is distinct and separate from the time schools spend on Collective Worship. The times given above are for Religious Education.
- **RE should be taught in visibly identifiable time.** There is clearly a common frontier between RE and such subjects as literacy, citizenship or PSHE. However, the times given above are explicitly for the clearly identifiable teaching of Religious Education.
- Where creative curriculum planning is used, schools must ensure that RE objectives are explicit.
- In EYFS, teachers should be able to indicate the opportunities they are providing to integrate RE into children’s learning.
- Any school in which headteachers and governors do not plan to allocate sufficient curriculum time for RE is unlikely to be able to enable pupils to achieve the standards set out in this syllabus or meet the expectations of SIAMS.
- Whilst schools are expected to make their own decisions about how to divide up curriculum time, schools must ensure that sufficient time is given to RE so that pupils can meet the expectations set out in this Diocesan syllabus to provide coherence and progression in learning.

⁸ *Religious Education in Church of England Schools: A Statement of Entitlement 2019*
www.churchofengland.org/sites/default/files/2019-02/RE%20Statement%20of%20Entitlement%20for%20Church%20Schools.pdf

B.6 Religions and beliefs to be studied

This syllabus requires schools to help pupils develop an overall understanding of Christianity and of some of the other principal religions in the UK. The balance between depth of understanding and the coverage of material in these religions is important, so the syllabus lays down the recommended religions to be taught at each key stage. This is in line with the *Statement of Entitlement of Religious Education in Church Schools*.

The Statement of Entitlement says that:

- Christianity should be the majority religion studied in RE in each year group, and should be at least 50% of curriculum time.
- At KS4, the study of Christianity will be a significant part of any Religious Studies qualification offered.
- At KS4, the core RE entitlement for all students should continue to develop student's understanding of Christianity and other religions and worldviews.

Church schools have a duty to provide accurate knowledge and understanding of religions and non-religious worldviews, delivered in an objective, critical and pluralistic manner.

Church school should provide:

- A curriculum that will engage and challenge pupils through an exploration of core concepts and questions;
- A curriculum that enables pupils to acquire a rich, deep knowledge and understanding of Christian belief and practice, including the ways in which it is unique and diverse;
- Meaningful and informed dialogue with a range of religions and worldviews;
- Opportunities for pupils to understand the role of foundational texts, beliefs, rituals, and practices and how they help form identity in a range of religions and worldviews; opportunities to explore how these may change in different times, places and cultures;
- A curriculum that goes beyond a sociological study of religious phenomena and will introduce pupils to a range of relevant disciplines including theology, philosophy and the human and social sciences;
- Opportunities to develop a wide range of skills including enquiry, analysis, interpretation, evaluation and reflection;
- A safe space for pupils to explore their own religious, spiritual and/or philosophical ways of seeing, living and thinking, believing and belonging.

Expectations:

Appropriate to age at the end of their education in Church schools, the expectation is that all pupils are religiously literate and, as a minimum, pupils are able to:

- Give a theologically informed and thoughtful account of Christianity as a living and diverse faith;
- Show an informed and respectful attitude to religions and non-religious worldviews in their search for God and meaning;
- Engage in meaningful and informed dialogue with those of other faiths and none;
- Reflect critically and responsibly on their own spiritual, philosophical and ethical convictions.

The Diocesan Syllabus requires the following religions to be studied in depth

4–5s Reception	Children will encounter Christianity and other religions and beliefs represented in the local area.	<p>This is the minimum entitlement.</p> <p>Schools should consider the pupils they serve in deciding whether to go beyond the minimum entitlements.</p>
5–7s Key Stage 1	<p>Christianity for at least 50% of study time and either Islam or Judaism</p> <p>Pupils may also learn from other religions and non-religious worldviews in thematic units.</p>	
7–11s Key Stage 2	<p>Christianity for at least 50% of study time and either Judaism or Islam and either Hinduism or Sikhism</p> <p>Pupils may also learn from other religions and non-religious worldviews in thematic units.</p>	
11–14s Key Stage 3	<p>Christianity for at least 50% of study time and three from Buddhism, Hinduism, Judaism, Islam and Sikhism.</p> <p>Pupils may also learn from other religions represented in the local area, and should study at least one example of a non-religious worldview, such as Humanism.</p>	
14–16s Key Stage 4	Two religions required, including Christianity. This will be through a course in Religious Studies or Religious Education leading to a qualification approved under Section 96 ⁹	
16–19s RE for all	Religions and worldviews to be selected by schools and colleges as appropriate.	

Important notes

- **Teachers and pupils should recognise that** RE explores living faith traditions, and that there is diversity within the same religions as well as between different religions.
- It is strongly recommended that *Understanding Christianity* should be used to deliver the core teaching and learning about Christianity. Thematic units will also cover aspects of Christianity beyond the *Understanding Christianity* resource.
- **Non-religious worldviews:** Good practice in RE, as well as European and domestic legislation, has established the principle that RE should be inclusive of both religious and non-religious worldviews. Schools should ensure that the content and delivery of the RE curriculum are inclusive in this respect.
- This syllabus requires that, in addition to the religions required for study at each key stage, non-religious worldviews should also be explored in such a way as to ensure that pupils develop mutual respect and tolerance of those with different faiths and beliefs. This is enabled through the following key questions: F4, F5, F6, 1.8, 1.9, 1.10, L2.10, U2.11, U2.12, U2.14, 3.15, 3.16, 3.17, 3.18.
- The requirement for two religions to be studied at KS4 means that careful thought will be required before deciding which GCSE courses will be followed.

⁹ Section 96 of the Learning and Skills Act 2000. This requires maintained schools to provide only qualifications approved by the Secretary of State. http://www.dfes.gov.uk/section96/uploads/download_records_full.xls

C. Context and Content in Religious Education

C.1 Key question overview

Religion/belief	FS (Discovering)	KS1 (Exploring)	Lower KS2 (Connecting)	Upper KS2 (Connecting)	KS3 (Applying/Interpreting)
	Christianity and local beliefs	Christianity, and Judaism or Islam	Christianity either Judaism or Islam and either Hinduism or Sikhism		Christianity plus three religions, from Buddhism, Hinduism, Islam, Judaism or Sikhism
Christianity (Questions from Understanding Christianity)	<p>F1 Why is the word God so important to Christians?</p> <p>F2 Why do Christians perform nativity plays at Christmas?</p> <p>F3 Why do Christians put a cross in an Easter garden?</p>	<p>1.1 What do Christians believe God is like?</p> <p>1.2 Who made the world?</p> <p>1.3 Why does Christmas matter?</p> <p>1.4 What is the good news that Jesus brings?</p> <p>1.5 Why does Easter matter?</p>	<p>L2.1 What do Christians learn from the Creation story?</p> <p>L2.2 What is it like to follow God?</p> <p>L2.3 What is the Trinity?</p> <p>L2.4 What kind of world did Jesus want?</p> <p>L2.5 Why do Christians call the day Jesus died ‘Good Friday’?</p> <p>L2.6 When Jesus left, what next?</p>	<p>U2.1 What does it mean if God is holy and loving?</p> <p>U2.2 Creation and science: conflicting or complementary?</p> <p>U2.3 How can following God bring freedom and justice?</p> <p>U2.4 Was Jesus the Messiah?</p> <p>U2.5 What would Jesus do?</p> <p>U2.6 What did Jesus do to save human beings? [Y5]</p> <p>U2.7 What difference does the Resurrection make for Christians? [Y6]</p> <p>U2.8 What kind of king is Jesus?</p>	<p>3.1 If God is Trinity, what does that mean for Christians?</p> <p>3.2 Should Christians be greener than everyone else?</p> <p>3.3 Why are people good and bad?</p> <p>3.4 Does the world need prophets today?</p> <p>3.5 What do we do when life gets hard?</p> <p>3.6 Why do Christians believe Jesus is God on Earth?</p> <p>3.7 What is so radical about Jesus?</p> <p>3.8 What kinds of salvation do Christians believe in?</p> <p>3.9 What do Christians believe about God’s heavenly kingdom and life after death?</p>
Buddhism					3.10 The Buddha: how and why do his experiences and teachings have meaning for people today?
Hinduism			EITHER: L2.7 What does it mean to be a Hindu in Britain today?		3.11 Why don’t Hindus want to be reincarnated and what do they do about it?

Islam		EITHER: 1.6 Who is Muslim and how do they live?		EITHER: U2.9 What does it mean for Muslims to follow God?	3.12 What is good and what is challenging about being a Muslim teenager in Britain today?
Judaism		OR: 1.7 Who is Jewish and how do they live?		OR: U2.10 What does it mean for a Jewish person to follow God?	3.13 What is good and what is challenging about being a Jewish teenager in the UK today?
Sikhism			OR: L2.8 What does it mean to be a Sikh in Britain today?		3.14 How are Sikh teachings on equality and service put into practice today?
Secular/non-religious worldviews				U2.11 Why do some people believe in God and some people not?	3.15 What difference does it make to be an atheist or agnostic in Britain today?
Thematic (including non-religious worldviews)	F4 Being special: where do we belong?	1.8 Who am I? What does it mean to belong?	L2.9 What are the deeper meanings of festivals?	U2.12 What will make our city/town/village a more respectful place?	3.16 Good, bad; right, wrong: how do I decide?
	F5 Which places are special and why?	1.9 What makes some places sacred to believers?	L2.10 How and why do people show their commitments during the journey of life?	U2.13 Why is pilgrimage important to some religious believers?	3.17 How far does it make a difference if you believe in life after death?
	F6 Which stories are special and why?	1.10 How should we care for the world and for others, and why does it matter?		U2.14 How do religions help people live through good times and bad times?	3.18 Why is there suffering? Are there any good solutions?
					3.19 How can people express the spiritual through the arts?

C.2 End-of-phase outcomes

Each of the three elements of the teaching and learning approach is important and pupils should make progress in all of them

Below are the end-of-phase outcomes related to each element and these should be used to guide expectations. Individual key questions and unit plans (see pp.21-23, 27-36, 40-47, 52-63, 67-76) give specific end of unit outcomes, relating to the questions and concepts studied, and all contribute to pupils achieving these broader end-of-phase outcomes. (Note that these end-of-phase outcomes incorporate those found in the *Understanding Christianity* resource.)

Note: Outcomes for Early Years are the Early Learning Goals.

Teaching and learning approach	End KS1 <i>Pupils can...</i>	End lower KS2 <i>Pupils can...</i>	End KS2 <i>Pupils can...</i>	End KS3 <i>Pupils can...</i>
<p>Element 1: Making sense of beliefs</p> <p>Identifying and making sense of religious and non-religious concepts and beliefs understanding what these beliefs mean within their traditions; recognising how and why sources of authority (such as texts) are used, expressed and interpreted in different ways, and developing skills of interpretation.</p>	<ul style="list-style-type: none"> Identify the core beliefs and concepts studied and give a simple description of what they mean Give examples of how stories show what people believe (e.g. the meaning behind a festival) Give clear, simple accounts of what stories and other texts mean to believers 	<ul style="list-style-type: none"> Identify and describe the core beliefs and concepts studied Make clear links between texts/sources of authority and the key concepts studied Offer informed suggestions about what texts/sources of authority might mean and give examples of what these sources mean to believers 	<ul style="list-style-type: none"> Identify and explain the core beliefs and concepts studied, using examples from texts/sources of authority in religions Describe examples of ways in which people use texts/sources of authority to make sense of core beliefs and concepts Taking account of the context(s), suggest meanings for texts/sources of authority studied, comparing their ideas with ways in which believers interpret them, showing awareness of different interpretations 	<ul style="list-style-type: none"> Give reasoned explanations of how and why the selected key beliefs and concepts are important within the religions studied Explain how and why people use, interpret and make sense of texts/sources of authority differently Show awareness of different methods of interpretation, and explain how appropriate different interpretations of texts/sources of authority are, including their own ideas

Teaching and learning approach	End KS1 <i>Pupils can...</i>	End lower KS2 <i>Pupils can...</i>	End KS2 <i>Pupils can...</i>	End KS3 <i>Pupils can...</i>
<p>Element 2: Understanding the impact Examining how and why people put their beliefs into action in diverse ways, within their everyday lives, within their communities and in the wider world.</p>	<ul style="list-style-type: none"> Give examples of how people use stories, texts and teachings to guide their beliefs and actions, individually and as communities Give examples of ways in which believers put their beliefs into practice 	<ul style="list-style-type: none"> Make simple links between stories, teachings and concepts studied and how people live, individually and in communities Describe how people show their beliefs in how they worship and in the way they live Identify some differences in how people put their beliefs into practice 	<ul style="list-style-type: none"> Make clear connections between what people believe and how they live, individually and in communities Using evidence and examples, show how and why people put their beliefs into practice in different ways, e.g. in different communities, denominations or cultures 	<ul style="list-style-type: none"> Give reasons and examples to account for how and why people put their beliefs into practice in different ways, individually and in community (e.g. in different denominations, communities, times or cultures) Show how beliefs guide people in making moral and religious decisions, applying these ideas to situations in the world today
<p>Element 3: Making connections Reasoning about, reflecting on, evaluating and connecting the concepts, beliefs and practices studied; allowing pupils to challenge ideas, and the ideas to challenge pupils' thinking; discerning possible connections between these ideas and pupils' own lives and ways of understanding the world.</p>	<ul style="list-style-type: none"> Think, talk and ask questions about whether the ideas they have been studying have something to say to them Give a good reason for the views they have and the connections they make. Talk about what they have learned 	<ul style="list-style-type: none"> Raise important questions and suggest answers about how far the beliefs and practices studied might make a difference to how pupils think and live Make links between some of the beliefs and practices studied and life in the world today, expressing some ideas of their own clearly Give good reasons for the views they have and the connections they make Talk about what they have learned and if they have changed their thinking 	<ul style="list-style-type: none"> Make connections between the beliefs and practices studied, evaluating and explaining their importance to different people (e.g. believers and atheists) Reflect on and articulate lessons people might gain from the beliefs/practices studied, including their own responses, recognising that others may think differently. Consider and weigh up how ideas studied in this unit relate to their own experiences and experiences of the world today, developing insights of their own and giving good reasons for the views they have and the connections they make Talk about what they have learned, how their thinking may have changed and why 	<ul style="list-style-type: none"> Give coherent accounts of the significance and implications of the beliefs and practices studied in the world today Evaluate personally and impersonally how far the beliefs and practices studied help to make sense of the world Respond to the challenges raised by questions of belief and practice in the world today and in their own lives, offering reasons and justifications for their responses Account for how and why their thinking has/has not changed as a result of their studies

C.3 Religious Education in Early Years Foundation Stage: Programme of Study

The Early Years Foundation Stage (EYFS) describes the phase of a child’s education from birth to the end of the reception year at the age of five. Religious Education is statutory for all pupils registered on the school roll. The statutory requirement for Religious Education does not extend to nursery classes in maintained schools. RE forms a valuable part of the educational experience of children throughout the key stage. In the EYFS curriculum learning does not fit into boxes: play-based and child-centred approaches will encourage the learning to follow where the child’s interest and curiosity leads.

Early Years Foundation Stage (EYFS)		Key Stage 1
Nursery	Reception	Year 1 and upwards
RE is non-statutory, but teachers may incorporate RE material into children’s activities if they choose to.	RE is a compulsory part of the basic curriculum for all Reception age pupils, and should be taught according to this Diocesan Syllabus for RE.	RE is a compulsory part of the basic curriculum for all Key Stage 1 pupils, and should be taught according to this Diocesan Syllabus for RE.
Early Learning Goals outline what pupils should achieve by the end of reception year. The National Curriculum is not taught.		The National Curriculum is taught alongside Religious Education.
Some settings have children from both Nursery and Reception in an EYFS Unit. Planning will need to take account of the needs and entitlement of both age groups.		

The Diocesan Syllabus for RE sets out experiences and opportunities and appropriate topics for children in the Foundation Stage. The suggestions made for the EYFS RE are good learning in themselves. These also connect to the EYFS 7 areas of learning.

Planned teaching experiences will support children’s learning and development needs identified through holistic assessment. Good Early Years teaching stems from children’s own experience and so many practitioners will find ways to draw on the wealth of religious or spiritual experiences that families may bring with them.

The EYFS statutory framework also outlines an expectation that practitioners reflect on the different ways in which children learn the characteristics of effective learning:

- playing and exploring - children investigate and experience things, and ‘have a go’;
- active learning - children concentrate and keep on trying if they encounter difficulties, and enjoy achievements;
- creating and thinking critically - children have and develop their own ideas, make links between ideas, and develop strategies for doing things.

What do children gain from RE in this age group?

RE sits very firmly within the areas of personal, social and emotional development and understanding the world. This framework enables children to develop a positive sense of themselves, and others, and to learn how to form positive and respectful relationships. They will do this through a balance of guided, planned teaching and pursuing their own learning within an enabling environment. They will begin to understand and value the differences of individuals and groups within their own immediate community. Children will have opportunity to develop their emerging moral and cultural awareness.

RE in the Early Years Foundation Stage

Children in EYFS should encounter religions and worldviews through special people, books, times, places and objects and by visiting places of worship. They should listen to and talk about stories. Children can be introduced to subject specific words and use all their senses to explore beliefs, practices and forms of expression. They ask questions and reflect on their own feelings and experiences. They use their imagination and curiosity to develop their appreciation of and wonder at the world in which they live.

In line with the DfE's 2017 EYFS Profile, RE can, through planned, purposeful play and through a mix of adult-led and child-initiated activity, provide these opportunities for pupils:

Communication and Language

- Children listen with enjoyment to stories, songs and poems from different communities and traditions and respond with relevant comments, questions or actions.
- They use talk to organise, sequence and clarify thinking, ideas, feelings and events.
- Children answer 'who', 'how' and 'why' questions about their experiences in response to stories, experiences or events from different sources.
- They talk about how they and others show feelings.
- They develop their own narratives in relation to stories they hear from different communities.

Personal, Social and Emotional Development

- Children understand that they can expect others to treat their needs, views, cultures and beliefs with respect.
- They work as part of a group, taking turns and sharing fairly, understanding that groups of people need agreed values and codes of behaviour, including adults and children, to work together harmoniously.
- They talk about their own and others' behaviour and its consequences, and know that some behaviour is unacceptable.
- Children think and talk about issues of right and wrong and why these questions matter.
- They respond to significant experiences showing a range of feelings when appropriate.
- They have a developing awareness of their own needs, views and feelings and are sensitive to those of others.
- Children have a developing respect for their own cultures and beliefs, and those of other people.
- They show sensitivity to others' needs and feelings, and form positive relationships.

Understanding the World

- Children talk about similarities and differences between themselves and others, among families, communities and traditions.
- They begin to know about their own cultures and beliefs and those of other people.
- They explore, observe and find out about places and objects that matter in different cultures and beliefs.

Expressive Arts and Design

- Children use their imaginations in art, music, dance, imaginative play, role play and stories to represent their own ideas, thoughts and feelings.
- They respond in a variety of ways to what they see, hear, smell, touch and taste.

Literacy

- Children are given access to a wide range of books, poems and other written materials to ignite their interest.

Mathematics

- Children recognise, create and describe some patterns, sorting and ordering objects simply.

These learning intentions for RE are developed from relevant areas of the Early Years Foundation Stage Profile (DfE, 2017).

Religious Education in the Nursery

Activities children engage in during their nursery years are experiences which provide the building blocks for later development. Starting with things which are familiar to the children, and providing lots of hands-on activities and learning are an important part of pupils' learning at this stage.

Some ideas for Religious Education in the nursery can include:

- Creative play, make-believe, role play, dance and drama;
- Dressing up and acting out scenes from stories, celebrations or festivals;
- Making and eating festival food;
- Talking and listening to each other; hearing and discussing stories of all kinds, including religious and secular stories with themes such as goodness, difference, the inner world of thoughts and feelings, and imagination;
- Exploring authentic religious artefacts, including those designed for small children such as 'soft toy' artefacts or story books;
- Seeing pictures, books and videos of places of worship and meeting believers in class;
- Listening to religious music;
- Starting to introduce religious vocabulary;
- Work on nature, growing and life cycles or harvest;
- Seizing opportunities spontaneously or linking with topical, local events such as celebrations, festivals, the birth of a new baby, weddings or the death of a pet;
- Starting to talk about the different ways in which people believe and behave, and encouraging children to ask questions.

Themes which lend themselves to opportunities for RE work include the following:

Myself	People Who Help Us	Special Times
My Life	Friendship	Our Community
My Senses	Welcome	Special Books
My Special Things	Belonging	Stories
People Special to Me	Special Places	The Natural World

Good teaching in the EYFS will always build on children's interests and enthusiasms as well as their learning and development needs, and themes should be developed accordingly.

Religious Education in the Reception Year

RE is compulsory in the Reception Year.

The approach outlined for nursery will also serve reception class teachers, especially in the earlier months of the reception year. In addition to this, the following pages contain suggestions of questions, outcomes and content that will ensure good provision for RE in the Reception Year, when RE is compulsory.

The questions, outcomes and content below are non-statutory but should be read by all schools and settings to ensure that their provision is effective. For teaching to be good quality the questions, learning outcomes and content need to be taught together. It is not satisfactory to simply use the questions suggested.

Key Question F4: Being special: where do we belong?

The principal aim of RE is to enable pupils to hold balanced and informed conversations about religion and belief.

Suggested questions you could explore:	Learning outcomes: Plan learning experiences that enable pupils to ...	Suggested content: Teachers can select content from this column to help pupils achieve the learning outcomes in column 2. Teachers can use different content as appropriate. <i>'Making connections' is woven through this unit: as you explore the ideas and stories with children, talk about how they affect the way people live, making connections with the children's own experiences.</i>
<p>How do we show respect for one another? How do we show love/how do I know I am loved? Who do you care about? How do we show care/how do I know I am cared for? How do you know what people are feeling? How do we show people they are welcome? What things can we do better together rather than on our own? Where do you belong? How do you know you belong? What makes us feel special about being welcomed into a group of people?</p>	<ul style="list-style-type: none"> Retell religious stories, making connections with personal experiences. [e.g. CAL(S)] Share and record occasions when things have happened in their lives that made them feel special. [e.g. UW(P&C)] Recall simply what happens at a traditional Christian infant baptism and dedication. [e.g. UW(P&C)] Recall simply what happens when a baby is welcomed into a religion other than Christianity. [e.g. UW(P&C)] <p>Colour key: Making sense Understanding impact Making connections [Note example links to EYFS Areas of Learning]</p>	<p>One way of introducing this question is to ask a new mum to bring a baby into the class and talk about how the baby was welcomed into their family.</p> <p><i>Making sense:</i></p> <ul style="list-style-type: none"> Talk about the idea that each person is unique and valuable. Talk about occasions when things have happened in their lives that made them feel special, from everyday events (a hug from mum/dad/carer/friend) and special events (birthday). Introduce the idea that religions teach that each person is unique and valuable too, for example by considering religious beliefs about God loving each person. Explore the Jewish and Christian ideas that God loves people even from before they are born (Psalm 139), and their names are written on the palm of God's hand (Isaiah 49 v.16). Children could draw around their hands, write their names on the palm and decorate. Also reflect on Christian beliefs about Jesus believing children to be very special. Tell the story of Jesus wanting to see the children even though the disciples tried stopping them (Mark 10 v.13–16). <p><i>Understanding the impact:</i></p> <ul style="list-style-type: none"> Explain how this love of God for children is shown in Christianity through infant baptism and dedication. Consider signs and symbols used in the welcoming of children into the faith community e.g. water (explain a little?), baptismal candle. Look at photos, handle artefacts (robes, cards, etc); use role play. Talk about how children are welcomed into another faith or belief community e.g. Islam <i>aqiqah</i> ceremony, whispering of <i>adhan</i> and cutting of hair; Judaism: naming ceremony for girls – <i>brit bat</i> or <i>zeved habit</i>; some atheists (people who believe there is no God) might hold a Humanist naming ceremony. Consider ways of showing that people are special from other religions e.g. Hinduism: Stories about Hindus celebrating Raksha Bandhan – which celebrates the special bond between brothers and sisters. A sister ties a band (or <i>rakhi</i>) of gold or red threads around the right hand of her brother.

Key question F5: Which places are special and why?

The principal aim of RE is to enable pupils to hold balanced and informed conversations about religion and belief

Suggested questions you could explore:	Learning outcomes: Plan learning experiences that enable pupils to ...	Suggested content: Teachers can select content from this column to help pupils achieve the learning outcomes in column 2. Teachers can use different content as appropriate. <i>'Making connections' is woven through this unit: as you explore the ideas and stories with children, talk about how they affect the way people live, making connections with the children's own experiences.</i>
<p>Where do you feel safe? Why? Where do you feel happy? Why? Where is special to me? Where is a special place for believers to go? What makes this place special?</p> <p><i>Colour key for column 2:</i> Making sense Understanding impact Making connections [Note example links to EYFS Areas of Learning]</p>	<ul style="list-style-type: none"> • Talk about somewhere that is special to themselves, saying why [e.g. CAL(S)] • Recognise that some religious people have places which have special meaning for them [e.g. UW(P&C)] • Talk about the things that are special and valued in a place of worship [e.g. UW(P&C)] • Identify some significant features of sacred places • recognise a place of worship [e.g. CAL(U)] • Get to know and use appropriate words to talk about their thoughts and feelings when visiting a church [e.g. CAL(S)] • Express a personal response to the natural world. [e.g. CAL(S) UW(TW)] 	<p>One way of introducing this question is to discuss places that are important to children, for example places to be happy, to have fun, to be quiet or to feel safe. When do they go to these places and what is it like being there? Use models to help children engage in small world play, to talk about what happens in a library, hospital, football ground etc., and why.</p> <p><i>Making sense:</i></p> <ul style="list-style-type: none"> • Invite visitors to talk about/show pictures of places that are spiritually significant to them and say why they are special (e.g. special holiday destinations, or a childhood home, or a place where something memorable happened such as a concert, or the local park where they take children to meet together and play. This should build learning towards understanding special places for religious people). Children share and record their own special places in a variety of ways, drawing on all their senses, in a way that is meaningful to them. • Use some pictures (e.g. a beach, a trampoline, a bedroom) to help children talk about why some places are special, what makes them significant and to whom. Talk about when people like to go there and what they like to do there. <p><i>Understanding the impact:</i></p> <ul style="list-style-type: none"> • Consider a church building as a special place for Christians and/or a mosque as a special place for Muslims. Look at some pictures of the features and talk about what makes this a place of worship. Imagine what it would be like to be there. Find out what people do there. Ask children to choose the most interesting picture(s) and collect children's questions about the image(s). You might get them to create a small world model of something they find in a place of worship, such as a cross or a pulpit. • Consider a place of worship for members of another faith e.g. synagogue or temple. Find out what happens there. Show some pictures of all these different special places and get children to sort them into the right faiths/beliefs: a simple matching exercise using symbols of each faith, and putting two or three photos under each. • Visit a local place of worship. Prepare lots of questions to ask; think about which parts of the building make them feel safe, happy, sad, special. Find out which parts are important for believers and why. • Create a special place in the inside/outside area or wider school grounds: a space for quiet reflection. Talk about how to use this well, so that everyone can enjoy it. • Go for a nature walk, handle and explore natural objects that inspire awe and wonder; talk about how special our world is, and about looking after it. Put some of their ideas into practice, e.g. planting flowers, recycling etc.

Key Question F6: Which stories are special and why?

The principal aim of RE is to enable pupils to hold balanced and informed conversations about religion and belief

Suggested questions you could explore:	Learning outcomes: Plan learning experiences that enable pupils to ...	Suggested content: Teachers can select content from this column to help pupils achieve the learning outcomes in column 2. Teachers can use different content as appropriate. <i>'Making sense' and 'Understanding the impact' are woven through this unit: as you explore the stories with children, talk about what they teach people about how to live.</i>
<p>What is your favourite story? What do you like about it, and why? What stories do you know about Jesus? What do you think Jesus was (is) like? Do you know any Bible stories? What stories do you know that are special to Christians (or other faiths)? Who are the stories about? What happens in the story? Does the story tell you about God? What do you learn? What stories do you know that tell you how you should behave towards other people? What are the similarities and differences between different people's special stories?</p>	<ul style="list-style-type: none"> • Talk about some religious stories [e.g. CAL(U)] • Recognise some religious vocabulary, e.g. about God [e.g. CAL(S)] • Identify some of their own feelings in the stories they hear [e.g. PSED(SC&SA)] • Identify a sacred text e.g. Bible, Qur'an [e.g. UW(TW)] • Talk about what Jesus teaches about keeping promises and say why keeping promises is a good thing to do [e.g. PSED (MF&B)] • Talk about what Jesus teaches about saying 'thank you', and why it is good to thank and be thanked. [e.g. PSED (MF&B)] <p>Colour key: Making sense Understanding impact Making connections [Note example links to EYFS Areas of Learning]</p>	<p>One way of introducing this question is to ask children to bring favourite books and stories from home, choose the favourite story in the class, or the teacher could share his/her favourite childhood story and explain why he/she liked it so much.</p> <ul style="list-style-type: none"> • Explore stories pupils like, re-telling stories to others and sharing features of the story they like. Explore stories through play, role play, freeze-framing, model-making, puppets and shadow puppets, art, dance, music etc. • Talk about the Bible being the Christians' holy book which helps them to understand more about God, and how people and the world work. Look at a range of children's Bibles to see how they are similar/different. Share a Bible story from a suitable children's Bible, e.g. Butterworth and Inkpen series; Scripture Union <i>The Big Bible Storybook</i>. • Hear and explore stories from the Bible – note that the Jewish scriptures include the books in the part of the Bible that Christians call the 'Old Testament', e.g. David the Shepherd Boy (1 Samuel 17); the story of Ruth (book of Ruth in the Bible); Jewish story of Hanukkah; stories Jesus told and stories from the life of Jesus: Jesus as friend to the friendless (Zacchaeus, Luke 19); making promises (Matthew 21:28–32); saying 'thank you' (Ten Lepers Luke 17:11–19); etc. • Hear a selection of stories taken from major faith traditions and cultures, including stories about leaders or founders within faiths, e.g. Muslim stories, such as: Prophet Muhammad and the night of power, Muhammad and the cats, Muhammad and the boy who threw stones at trees; Bilal the first muezzin; Hindu stories, such as: Rama and Sita; the story of Ganesha; stories about Krishna. <p>Reinforce this learning through follow-up activities:</p> <ul style="list-style-type: none"> • Use the story sack for Diwali celebration role play • Read and share the books in own time, on own or with friends • Role-play some of the stories using costumes and props.

C.4 Key Stage 1 Programme of Study

What do pupils gain from RE at this key stage?

Pupils should develop their knowledge and understanding of religious and non-religious worldviews, recognising their local, national and global contexts. They should use basic subject-specific vocabulary. They should raise questions and begin to express their own views in response to the material they learn about and in response to questions about their ideas.

Aims

The principal aim of RE is to enable pupils to hold balanced and informed conversations about religion and belief.

The aims of Religious Education in Church schools are to enable pupils to:¹⁰

- Know about and understand Christianity as a diverse global living faith through the exploration of core beliefs, using an approach that critically engages with biblical text;
- Gain knowledge and understanding of a range of religions and worldviews, appreciating diversity, continuity and change within the religions and worldviews being studied;
- Engage with challenging questions of meaning and purpose raised by human existence and experience;
- Recognise the concept of religion and its continuing influence on Britain's cultural heritage and in the lives of individuals and societies in different times, cultures and places;
- Explore their own religious, spiritual and philosophical ways living, believing and thinking.

In this syllabus, RE teaching and learning should enable pupils to

A. Make sense of a range of religious and non-religious concepts and beliefs.	B. Understand the impact and significance of religious and non-religious beliefs.	C. Make connections between religious and non-religious concepts, beliefs, practices and ideas studied.
--	--	--

End of Key Stage 1 outcomes

RE should enable pupils to:

<ul style="list-style-type: none"> • <i>Identify the core concepts and beliefs studied and give a simple description of what they mean</i> 	<ul style="list-style-type: none"> • <i>Give examples of how people use stories, texts and teachings to guide their beliefs and actions, individually and as communities</i> 	<ul style="list-style-type: none"> • <i>Think, talk and ask questions about whether there are any lessons for them to learn from the ideas they have been studying, exploring different ideas</i>
<ul style="list-style-type: none"> • <i>Give examples of how stories show what people believe (e.g. the meaning behind a festival)</i> 	<ul style="list-style-type: none"> • <i>Give examples of ways in which believers put their beliefs into action</i> 	<ul style="list-style-type: none"> • <i>Give a good reason for the views they have and the connections they make</i>
<ul style="list-style-type: none"> • <i>Give clear, simple accounts of what stories and other texts mean to believers</i> 		<ul style="list-style-type: none"> • <i>Talk about what they have learned</i>

These general outcomes are related to specific content within the key question outlines/units of study on pp.27-36.

¹⁰ As taken from *Religious Education in Church of England Schools: A Statement of Entitlement 2019*.

www.churchofengland.org/sites/default/files/2019-02/RE%20Statement%20of%20Entitlement%20for%20Church%20Schools.pdf

Religions and worldviews

During the key stage, pupils should be taught knowledge, skills and understanding through learning about **Christianity and Islam or Judaism**, with teaching about Christianity taking up at least 50% of study time. Pupils may also encounter other religions and non-religious worldviews in thematic units, where appropriate.

Key questions

Unit question	Suggested time
1.1 What do Christians believe God is like?	6-8 hours
1.2 Who do Christians say made the world?	6-8 hours
1.3 Why does Christmas matter to Christians?	4-6 hours in each year group
1.4 What is the 'good news' Christians believe Jesus brings?	6-8 hours
1.5 Why does Easter matter to Christians?	4-6 hours in each year group
EITHER: 1.6 Who is a Muslim and how do they live?	10-12 hours
OR: 1.7 Who is Jewish and how do they live?	10-12 hours
<i>Thematic units that compare beliefs and practices between different faiths and beliefs</i>	
1.8 Who am I? What does it mean to belong?	6 hours
1.9 What makes some places sacred to believers?	8-10 hours
1.10 How should we care for the world and for others, and why does it matter?	6-8 hours

Notes





The key questions are designed to enable pupils to achieve the end of key stage outcomes above. Schools should select unit questions in such a way as to provide breadth and balance across the RE curriculum by ensuring that all questions address the three strands (making sense of beliefs, understanding impact and making connections) across the key stage.

Please note planning sheets have not been provided for *Understanding Christianity* units as these will be planned using the unit booklets in the *Understanding Christianity* resource pack.

Planning steps

Teachers should have the principal aim of RE at the forefront of their minds as they plan their RE.

The principal aim of RE is to enable pupils to hold balanced and informed conversations about religion and belief.

Step 1: Key question 	<ul style="list-style-type: none"> • Select a key question from page 25. • Make sure that you can explain where this unit/question fits into key stage planning e.g. how it builds on previous learning in RE; what other subject areas it links to, if appropriate.
Step 2: Select learning outcomes 	<ul style="list-style-type: none"> • Use the learning outcomes from column 1 of the key question outlines/units of study on pp.27-36. • Being clear about these outcomes will help you to decide what and how to teach.
Step 3: Select specific content 	<ul style="list-style-type: none"> • Look at the suggested content for your key question, from column 2 in the key question outlines/units of study. • Select the best content (from here, or additional information from elsewhere) to help you to teach in an engaging way so that pupils achieve the learning outcomes.
Step 4: Assessment: write specific pupil outcomes 	<ul style="list-style-type: none"> • Turn the learning outcomes into pupil-friendly 'I can', 'You can' or 'Can you..?' statements. • Make the learning outcomes specific to the content you are teaching, to help you know just what it is that you want pupils to be able to understand and do as a result of their learning. • These 'I can/You can/Can you?' statements will help you to integrate assessment for learning within your teaching, so that there is no need to do a separate end of unit assessment.
Step 5: Develop teaching and learning activities	<ul style="list-style-type: none"> • Develop active learning opportunities and investigations, using some engaging stimuli, to enable pupils to achieve the outcomes. • Don't forget the skills you want pupils to develop, as well as the content you want them to understand. • Make sure that the activities allow pupils to practise these skills as well as show their understanding.

Key Question 1.6 Who is a Muslim and how do they live?

The principal aim of RE is to enable pupils to hold balanced and informed conversations about religion and belief.

Learning outcomes (intended to enable pupils to achieve end of key stage outcomes)	Ideas and some content for learning Teachers can select content from these examples, and add more of their own to enable pupils to achieve the outcomes.
<p>Teachers will enable pupils to achieve these outcomes, appropriate to their age and stage.</p> <p>Making sense of belief:</p> <ul style="list-style-type: none"> Recognise the words of the Shahadah and that it is very important for Muslims Identify some of the key Muslim beliefs about God found in the Shahadah and the 99 names, and give a simple description of what some of them mean Give examples of how stories about the Prophet show what Muslims believe about Muhammad. <p>Understanding the impact:</p> <ul style="list-style-type: none"> Give examples of how Muslims use the Shahadah to show what matters to them Give examples of how Muslims use stories about the Prophet to guide their beliefs and actions (e.g. care for creation, fast in Ramadan) Give examples of how Muslims put their beliefs about prayer into action. <p>Making connections:</p> <ul style="list-style-type: none"> Think, talk about and ask questions about Muslim beliefs and ways of living 	<ul style="list-style-type: none"> Introduce the idea that Muslims believe in Allah as the one true God (Allah is the word for God in Arabic, not a name. In Islam, the belief that there is only one God is referred to as <i>tawhid</i>). Find out about the Shahadah, and how this is the most important belief for Muslims. Talk about how it is part of a Muslim's daily prayers, and also part of the Call to Prayer; its words are incorporated into the <i>adhan</i>, which is often whispered into the ear of a newborn baby. Talk about why it is used these ways, and how it shows what is most important to Muslims. To be a Muslim is to submit willingly to God – to allow Allah to guide them through life. Muslims believe it is impossible to capture fully what God is like, but they use 99 Names for God to help them understand Allah better. Explore some of the names and what they mean; look at some of them written in beautiful calligraphy. Ask the pupils to choose one of the names, think about what the name means, how might this quality be seen in their life or the life of others. Respond to the sentence starters: <i>One beautiful name found in the Qur'an for Allah is... If I was...I would... If other people were...they would...</i> Ask the pupils to create some calligraphy around a 'beautiful name' of Allah; ask them to explain why this characteristic of God might be important to a Muslim. Remind pupils that the Shahadah says Muhammad is God's messenger (many Muslims say 'Peace be upon him' after his name – or write PBUH). Examine the idea that stories of the Prophet are very important in Islam. They say a lot about what the Prophet Muhammad (PBUH) said and did, and these stories often teach Muslims an inspiring lesson. Muslims follow Allah (God), but they learn a lot from the Prophet's example. Give examples of some stories of the Prophet Muhammad e.g. The Prophet cared for all Allah's creation (the story of the tiny ants); Muhammad forbade cruelty to any animal, and cared for animals himself to show others how to do it (the camel); he was considered very wise (Prophet Muhammad and the black stone); Muhammad believed in fairness and justice for all (Bilal the first Muezzin was a slave to a cruel master. The Prophet freed him, and made him the first prayer caller of Islam; see www.natre.org.uk/primary/good-learning-in-re-films/). Talk about how these stories might inspire people today. Revisit the Shahadah – it says Muhammad is God's messenger. Now find out about the message given to Muhammad by exploring the story of the revelation of the Holy Qur'an, the 'Night of Power'. Find out about how, where, when and why Muslims read the Qur'an, and work out why Muslims treat it as they do (wrapped up, put on a stand etc).

- Talk about what they think is good for Muslims about prayer, respect, celebration and self-control, giving a good reason for their ideas
- Give a good reason for their ideas about whether prayer, respect, celebration and self-control have something to say to them too.

- Introduce the idea of the Five Pillars as examples of *ibadah* or worship. Reciting the Shahadah is one pillar. Another is prayer, *salah*. Look at how Muslims try to pray regularly (five times a day). Find out what they do and say, and why this is so important to Muslims. What difference does it make to how they live every day? Give brief outlines of the other pillars (charity, fasting in Ramadan, pilgrimage) – these are studied in more depth in the Unit U2.9 on Muslims.
- Reflect on what lessons there might be from how Muslims live: how do they set a good example to others? Consider whether prayer, respect, celebration and self-control are valuable practices and virtues for all people to develop, not only Muslims.

Key Question 1.7 Who is Jewish and how do they live?

The principal aim of RE is to enable pupils to hold balanced and informed conversations about religion and belief.

Learning outcomes (intended to enable pupils to achieve end of key stage outcomes)	Ideas and some content for learning Teachers can select content from these examples, and add more of their own to enable pupils to achieve the outcomes.
<p>Teachers will enable pupils to be able to achieve outcomes, as appropriate to their age and stage.</p> <p>Making sense of belief:</p> <ul style="list-style-type: none"> Recognise the words of the Shema as a Jewish prayer Re-tell simply some stories used in Jewish celebrations (e.g. Chanukah or Sukkot) Give examples of how the stories used in celebrations (e.g. Shabbat) remind Jews about what God is like. <p>Understanding the impact:</p> <ul style="list-style-type: none"> Give examples of how Jewish people celebrate special times (e.g. Shabbat, Sukkot, Chanukah) Make links between Jewish ideas of God found in the stories and how people live Give an example of how some Jewish people might remember God in different ways (e.g. mezuzah, on Shabbat). 	<ul style="list-style-type: none"> As a way in, discuss what precious items pupils have in their home – not in terms of money but in terms of being meaningful. Why are they important? Talk about remembering what really matters, what ideas they have for making sure they do not forget things or people, and how people make a special time to remember important events. Find out what special objects Jewish people might have in their home (e.g. ‘Through the keyhole’ activity, looking at pictures of <i>mezuzah</i>, candlesticks, <i>challah</i> bread, <i>challah</i> board, <i>challah</i> cover, wine goblet, other kosher food, Star of David on a chain, prayer books, <i>chanukiah</i>, <i>kippah</i>). Gather pupils’ questions about the objects. As they go through the unit, pupils will come across most of these objects. Whenever they encounter an object in the unit, do ensure that pupils have adequate time to focus on it closely and refer to pupils’ earlier questions and help the class to answer them where possible. Introduce Jewish beliefs about God as expressed in the Shema (Deuteronomy 6:4-9) i.e. God is one, that it is important to love God. (Note that some Jewish people write G-d, because they want to treat the name of God with the greatest respect.) Explore the meaning of the words, what they teach Jews about God, and how they should respond to God. Use this as the background to exploring <i>mezuzah</i>, Shabbat and Jewish festivals – how these all remind Jews about what God is like, as described in the Shema and how festivals help Jewish people to remember him. Look at a mezuzah, how it is used and how it has the words of the Shema on a scroll inside. Find out why many Jews have this in their home. Ask pupils what words they would like to have displayed in their home and why. Find out what many Jewish people do in the home on Shabbat, including preparation for Shabbat, candles, blessing the children, wine, challah bread, family meal, rest. Explore how some Jewish people call it the ‘day of delight’, and celebrate God’s creation (God rested on the seventh day). Put together a 3D mind-map by collecting, connecting and labelling pictures of all parts of the Shabbat celebrations. Talk about what would be good about times of rest if the rest of life is very busy, and share examples of times of rest and for family in pupils’ homes. Look at some stories from the Jewish Bible (Tenakh) which teach about God looking after his people (e.g. the call of Samuel (1 Samuel 3); David and Goliath (1 Samuel 17)). Use a variety of interactive ways of learning about the stories, meanings and what happens at festivals: e.g. Sukkot: read the story, linking the Favoured People’s time in the wilderness and the gathering of harvest; find out why this is a joyous festival; build a sukkah and spend some time in it; think about connections pupils can make

Making connections:

- Ask some questions about what Jewish people celebrate and why
- Talk about what they think is good about reflecting, thanking, praising and remembering for Jewish people
- Give a good reason for their ideas about whether any of these things are good for them too.

with people who have to live in temporary shelter today; **Chanukah:** look at some art (e.g. www.artlevin.com); read the story and identify keywords; find out about the menorah (7-branched candlestick) and how the 9-branched *Chanukiah* links to the story of Chanukah. Explore how these experiences encourage times of reflection, thanksgiving, praise and remembrance for Jewish people.

- Consider the importance and value of celebration and remembrance in pupils' own lives. Experience celebrating in the classroom, with music, food or fun, and talk about how special times can make people happy and thoughtful. Make connections with the ways in which Jews celebrate, talk and remember, and talk about why this is so important to Jewish people, and to others.

Key Question 1.8 Who am I? What does it mean to belong?

The principal aim of RE is to enable pupils to hold balanced and informed conversations about religion and belief.

Learning outcomes (intended to enable pupils to achieve end of key stage outcomes)	Ideas and some content for learning: Teachers can select content from these examples, and add more of their own to enable pupils to achieve the outcomes.
<p>Teachers will enable pupils to be able to achieve these outcomes, as appropriate to their age and stage.</p> <p>Making sense of beliefs:</p> <ul style="list-style-type: none"> Recognise that loving others is important in lots of communities Say simply what Jesus and one other religious leader taught about loving other people. <p>Understanding the impact:</p> <ul style="list-style-type: none"> Give an account of what happens at a traditional Christian and Jewish or Muslim welcome ceremony, and suggest what the actions and symbols mean Identify at least two ways people show they love each other and belong to each other when they get married (Christian and/or Jewish and non-religious). <p>Making connections:</p> <ul style="list-style-type: none"> Give examples of ways in which people express their identity and belonging within faith communities and other communities, responding sensitively to differences 	<ul style="list-style-type: none"> Talk about stories of people who belong to groups. Find out about groups to which children belong, including their families and school, what they enjoy about them and why they are important to them. Help pupils to express their feelings of belonging and depending on others. Find out about some symbols of ‘belonging’ used in Christianity and at least one other religion, and what they mean (Christianity e.g. baptismal candles, christening clothes, crosses as badges or necklaces, fish/ICHTHUS badges, ‘What Would Jesus Do?’ (WWJD) bracelets; rosary beads, Bible; Islam: e.g. example of calligraphy; picture of Ka’ba; <i>taqiyah</i> – prayer cap; Judaism: <i>mezuzah</i>; menorah; Kiddush cup, <i>challah</i> bread; <i>kippah</i>); symbols of belonging in children’s own lives and experience. Explore the idea that everyone is valuable. Tell the story of the Lost Sheep and/or the Lost Coin (Luke 15) to show how, for Christians, all people are important to God. Connect to teachings about how people should love each other too: e.g. Jesus told his friends that they should love one another (John 13:34-35), and love everybody (Mark 12:30-31); Jewish teaching: note that Jesus is quoting the older Jewish command to love neighbours (Leviticus 19:18); Muslim teaching: ‘None of you is a good Muslim until you love for your brother and sister what you love for yourself’ Introduce Christian infant baptism and dedication, finding out what the actions and symbols mean. Compare this with a welcoming ceremony from another religion e.g. Judaism: naming ceremony for girls – <i>brit bat</i> or <i>zeved habat</i>; Islam: <i>aqiqah</i>; Humanist naming ceremony. Find out how people can show they love someone and that they belong with another person, for example, through the promises made in a wedding ceremony, through symbols (e.g. rings, gifts; standing under the <i>chuppah</i> in Jewish weddings). Listen to some music used at Christian weddings. Find out about what the words mean in promises, hymns and prayers at a wedding. Compare the promises made in a Christian wedding with the Jewish <i>ketubah</i> (wedding contract). Compare some of these promises with those made in non-religious wedding ceremonies. Identify some similarities and differences between ceremonies. Talk to some Christians, and members of another religion, about what is good about being in a community, and what kinds of things they do when they meet in groups for worship and community activities.

<ul style="list-style-type: none">• Talk about what they think is good about being in a community, for people in faith communities and for themselves, giving a good reason for their ideas• Talk about what they have learned and how their ideas have changed.	<ul style="list-style-type: none">• Explore the idea that different people belong to different religions, and that some people are not part of religious communities, but that most people are in communities of one sort or another.• Find out about times when people from different religions and none work together, e.g. in charity work or to remember special events. Examples might include Christian Aid and Islamic Relief or Remembrance on 11th November.
---	---

Key Question 1.9 What makes some places sacred to believers?

The principal aim of RE is to enable pupils to hold balanced and informed conversations about religion and belief.

Learning outcomes (intended to enable pupils to achieve end of key stage outcomes)	Ideas and some content for learning Teachers can select content from these examples, and add more of their own to enable pupils to achieve the outcomes.
<p>Teachers will enable pupils to achieve these outcomes, as appropriate to their age and stage.</p> <p>Making sense of belief:</p> <ul style="list-style-type: none"> Recognise that there are special places where people go to worship, and talk about what people do there Identify at least three objects used in worship in two religions and give a simple account of how they are used and something about what they mean Identify a belief about worship and a belief about God, connecting these beliefs simply to a place of worship. <p>Understanding the impact:</p> <ul style="list-style-type: none"> Give examples of stories, objects, symbols and actions used in churches, mosques and/or synagogues which show what people believe Give simple examples of how people worship at a church, mosque or synagogue Talk about why some people like to belong to a sacred building or a community. 	<p>Throughout this unit, make connections with pupils' prior learning from earlier in the year: how do places of worship connect with Christian and Muslims/Jewish beliefs and practices studied? E.g. key stories of Jesus are shown in a church, including clear links to Easter; the mosque is used as a place of prayer, and often contain calligraphy; many Jewish symbols are seen in synagogues and in the home.</p> <ul style="list-style-type: none"> Talk about how the words 'sacred' and 'holy' are used; what makes some places and things special, sacred or holy; consider what things and places are special to pupils and their families, and why. Do they have any things that are holy and sacred? Look at photos of different holy buildings and objects found inside them: can children work out which objects might go inside which building, and talk about what the objects are for? Match photos to buildings, and some keywords. Talk about why it is important to show respect for other people's precious or sacred belongings (e.g. the importance of having clean hands or dressing in certain ways). Explore the main features of places of worship in Christianity and at least one other religion, ideally by visiting some places of worship. While visiting, ask questions, handle artefacts, take photos, listen to a story, sing a song; explore the unusual things they see, do some drawings of details and collect some keywords. Find out how the place of worship is used and talk to some Christians, Muslims and/or Jewish people about how and why it is important in their lives. Look carefully at objects found and used in a sacred building, drawing them carefully and adding labels, lists and captions. Talk about different objects with other pupils. Notice some similarities and differences between places of worship and how they are used, talking about why people go there: to be friendly, to be thoughtful, to find peace, to feel close to God. Explore the meanings of signs, symbols, artefacts and actions and how they help in worship e.g. church: altar, cross, crucifix, font, lectern, candles and the symbol of light; plus specific features from different denominations as appropriate: vestments and colour; icons; baptismal pool; pulpit; synagogue: ark, <i>Ner Tamid</i>, Torah scroll, <i>tzitzit</i> (tassels), <i>tefillin</i>, <i>tallit</i> (prayer shawl) and <i>kippah</i> (skullcap), <i>hanukkiah</i>, <i>bimah</i>; mosque/masjid: <i>wudu</i>; calligraphy, prayer mat, prayer beads, <i>minbar</i>, <i>mihrab</i>, <i>muezzin</i>. Explore how religious believers sometimes use music to help them in worship e.g. Christians and Jewish people sing Psalms, hymns and prayers. These may be traditional or contemporary, with varied instruments

Making connections:

- Think, talk and ask good questions about what happens in a church, synagogue or mosque, saying what they think about these questions, giving good reasons for their ideas
- Talk about what makes some places special to people, and what the difference is between religious and non-religious special places
- Talk about what they have learned and what has helped them to learn.

and voices. Music can be used to praise God, thank God, say sorry, to prepare for prayer. Muslims do not use music so freely, but still use the human voice for the Prayer Call and to recite the Qur'an in beautiful ways.

- Listen to some songs, prayers or recitations that are used in a holy building, and talk about whether these songs are about peace, friendliness, looking for God, thanking God or thinking about God. How do the songs make people feel? Emotions of worship include feeling excited, calm, peaceful, secure, hopeful.
- Use the idea of community: a group of people, who look after each other and do things together. Are holy buildings for God or for a community or both? Talk about other community buildings, and what makes religious buildings different from, say, a library or school.

Key Question 1.10 How should we care for the world and for others, and why does it matter?

The principal aim of RE is to enable pupils to hold balanced and informed conversations about religion and belief.

Learning outcomes (intended to enable pupils to achieve end of key stage outcomes)	Ideas and some content for learning Teachers can select content from these examples, and add more of their own to enable pupils to achieve the outcomes.
<p>Teachers will enable pupils to be able to achieve these outcomes, as appropriate to their age and stage.</p> <p>Making sense of belief:</p> <ul style="list-style-type: none"> Identify a story or text that says something about each person being unique and valuable Give an example of a key belief some people find in one of these stories (e.g. that God loves all people) Give a clear, simple account of what Genesis 1 tells Christians and Jews about the natural world. <p>Understanding the impact:</p> <ul style="list-style-type: none"> Give an example of how people show that they care for others (e.g. by giving to charity), making a link to one of the stories Give examples of how Christians and Jews can show care for the natural earth Say why Christians and Jews might look after the natural world. 	<ul style="list-style-type: none"> Introduce the idea that each person is unique and important; use teachings to explain why Christians and Jews believe that God values everyone, such as for Christians: Matthew 6.26; Jesus blesses the children (Matthew 19, Mark 10, and Luke 18); for Jews and Christians: teachings such as Psalm 8 (David praises God’s creation and how each person is special in it). Use the Golden Rule to illustrate a non-religious view of the value of all people. Talk about the benefits and responsibilities of friendship and the ways in which people care for others. Talk about characters in books exploring friendship, such as Winnie the Pooh and Piglet or the Rainbow Fish. Explore stories from the Christian Bible about friendship and care for others and how these show ideas of good and bad, right and wrong, e.g. Jesus’ special friends (Luke 5:1–11), four friends take the paralysed man to Jesus (Luke 5:17–26), ‘The good Samaritan’ (Luke 10: 25–37); Jewish story of Ruth and Naomi (Ruth 1-4). Ask pupils to describe their friend’s special skills, leading to the idea that we all have special skills we can use to benefit others. Learn that some religions believe that serving others and supporting the poor are important parts of being a religious believer e.g. Zakat (charity) in Islam; <i>tzedekah</i> (charity) in Judaism. Read stories about how some people or groups have been inspired to care for people because of their religious or ethical beliefs e.g. Mother Teresa, Dr Barnardo, Sister Frances Dominica, Christian Aid, Islamic Relief, the Jewish charity Tzedek; non-religious charities e.g. WaterAid, <i>Médecins Sans Frontières</i> and Oxfam. Consider diocesan and school global links e.g. of faith in action; invite local people who ‘live the link’. Also find out about religious and non-religious people known in the local area. Having studied the teachings of one religion on caring, work together as a group to create an event e.g. a ‘Thank you’ tea party for some school helpers – make cakes and thank-you cards, write invitations and provide cake and drink, or organise a small fund-raising event and donate the money to a local charity. Look carefully at some texts from different religious scriptures about the ‘Golden Rule’ and see if the children can suggest times when it has been followed and times when it has not been followed. Talk about how the golden rule can make life better for everyone. Express their ideas and responses creatively. <i>Golden Rule: Christianity – “Treat others as you want them to treat you” (Matthew 7.12); Islam - “None of you</i>

Making connections:

- Think, talk and ask questions about what difference believing in God makes to how people treat each other and the natural world
- Give good reasons why everyone (religious and non-religious) should care for others and look after the natural world.
- Talk about what they have learned and how their ideas have changed.

[truly] believes until he wishes for his brother what he wishes for himself." (Hadith); Judaism – "What is hateful to you, do not to your fellow man." (Talmud).

- Recall earlier teaching about Genesis 1: retell the story, remind each other what it tells Jewish and Christian believers about God and creation (e.g. that God is great, creative, and concerned with creation; that creation is important, that humans are important within it). Talk about ways in which Jews and Christians might treat the world, making connections with the Genesis account (e.g. humans are important but have a role as God's representatives on God's creation; Genesis 2:15 says they are to care for it, as a gardener tends a garden). Investigate ways that people can look after the world and think of good reasons why this is important for everyone, not just religious believers. Make links with the Jewish idea of *tikkun olam* (repairing the world) and Tu B'shevat (New Year for trees).

C.5 Lower Key Stage 2 Programme of Study

What do pupils gain from RE at this key stage?

Pupils should extend their knowledge and understanding of religious and non-religious worldviews, recognising their local, national and global contexts. They should be introduced to an extended range of sources and subject-specific vocabulary. They should be encouraged to be curious and to ask increasingly challenging questions about religion, belief, values and human life. Pupils should learn to express their own ideas in response to the material they engage with, identifying relevant information, selecting examples and giving reasons to support their ideas and views.

Aims

The principal aim of RE is to enable pupils to hold balanced and informed conversations about religion and belief.

The wider aims of Religious Education in Church schools are to enable pupils to:¹¹

- Know about and understand Christianity as a diverse global living faith through the exploration of core beliefs, using an approach that critically engages with biblical text;
- Gain knowledge and understanding of a range of religions and worldviews, appreciating diversity, continuity and change within the religions and worldviews being studied;
- Engage with challenging questions of meaning and purpose raised by human existence and experience;
- Recognise the concept of religion and its continuing influence on Britain's cultural heritage and in the lives of individuals and societies in different times, cultures and places;
- Explore their own religious, spiritual and philosophical ways living, believing and thinking.

In this syllabus, RE teaching and learning should enable pupils to:

A. Make sense of a range of religious and non-religious concepts and beliefs.	B. Understand the impact and significance of religious and non-religious beliefs.	C. Make connections between religious and non-religious concepts, beliefs, practices and ideas studied.
--	--	--

End of Lower Key Stage 2 outcomes

RE should enable pupils to:

<ul style="list-style-type: none"> • <i>Identify and describe the core beliefs and concepts studied</i> 	<ul style="list-style-type: none"> • <i>Make simple links between stories, teachings and concepts studied and how people live, individually and in communities</i> 	<ul style="list-style-type: none"> • <i>Raise important questions and suggest answers about how far the beliefs and practices studied might make a difference to how pupils think and live</i>
<ul style="list-style-type: none"> • <i>Make clear links between texts/sources of authority and the key concepts studied</i> 	<ul style="list-style-type: none"> • <i>Describe how people show their beliefs in how they worship and in the way they live</i> 	<ul style="list-style-type: none"> • <i>Make links between some of the beliefs and practices studied and life in the world today, expressing some ideas of their own clearly</i>
<ul style="list-style-type: none"> • <i>Offer informed suggestions about what texts/sources of authority might mean and give examples of what these sources mean to believers</i> 	<ul style="list-style-type: none"> • <i>Identify some differences in how people put their beliefs into practice</i> 	<ul style="list-style-type: none"> • <i>Give good reasons for the views they have and the connections they make</i> • <i>Talk about what they have learned and if they have changed their thinking</i>

These general outcomes are related to specific content within the key question outlines/units of study on pp.40-47.

¹¹ As taken from *Religious Education in Church of England Schools: A Statement of Entitlement 2019*.

www.churchofengland.org/sites/default/files/2019-02/RE%20Statement%20of%20Entitlement%20for%20Church%20Schools.pdf

Religions and worldviews

Across the whole of KS2, pupils will study Christianity for at least 50% of study time,

plus: either Judaism or Islam

plus: either Hinduism or Sikhism.

Pupils may also learn from other religions and non-religious worldviews in thematic units.

Key questions

Year	Unit question	Suggested time
	L2.1 What do Christians learn from the Creation story? [UC 2a.1]	6-8 hours
	L2.2 What is it like to follow God? [UC 2a.2]	8-10 hours
	L2.3 What is the Trinity? [UC 2a.3]	6-8 hours
	L2.4 What kind of world did Jesus want? [UC 2a.4]	6-8 hours
	L2.5 Why do Christians call the day Jesus died 'Good Friday'? [UC 2a.5]	4-6 hours in each year group
	L2.6 When Jesus left, what next? [UC 2a.6]	6-8 hours
	Either: L2.7 What does it mean to be a Hindu in Britain today?	10-12 hours
	Or: L2.8 What does it mean to be a Sikh in Britain today?	10-12 hours
<i>Thematic units that compare beliefs and practices between different faiths and beliefs</i>		
	L2.9 What are the deeper meanings of festivals?	6-10 hours
	L2.10 How and why do people show their commitments during the journey of life?	8-10 hours

Notes





The key questions are designed to enable pupils to achieve the end of key stage outcomes above. Schools should select unit questions in such a way as to provide breadth and balance across the RE curriculum by ensuring that all questions address the three strands (making sense of beliefs, understanding impact and making connections) across the key stage. However, the recommendation is for fewer key questions explored in more depth.

Please note planning sheets have not been provided for *Understanding Christianity* units as these will be planned using the unit booklets in the *Understanding Christianity* resource pack.

Planning steps

Teachers should have the principal aim of RE at the forefront of their minds as they plan their RE.

The principal aim of RE is to enable pupils to hold balanced and informed conversations about religion and belief.

Step 1: Key question 	<ul style="list-style-type: none"> • Select a key question from page 38. • Make sure that you can explain where this unit/question fits into key stage planning e.g. how it builds on previous learning in RE; what other subject areas it links to, if appropriate.
Step 2: Select learning outcomes 	<ul style="list-style-type: none"> • Use the learning outcomes from column 1 of the key question outlines/units of study on pp.40-47. • Being clear about these outcomes will help you to decide what and how to teach.
Step 3: Select specific content 	<ul style="list-style-type: none"> • Look at the suggested content for your key question, from column 2 in the key question outlines/units of study. • Select the best content (from here, or additional information from elsewhere) to help you to teach in an engaging way so that pupils achieve the learning outcomes.
Step 4: Assessment: write specific pupil outcomes 	<ul style="list-style-type: none"> • Turn the learning outcomes into pupil-friendly 'I can', 'You can' or 'Can you..?' statements. • Make the learning outcomes specific to the content you are teaching, to help you know just what it is that you want pupils to be able to understand and do as a result of their learning. • These 'I can/You can/Can you?' statements will help you to integrate assessment for learning within your teaching, so that there is no need to do a separate end of unit assessment.
Step 5: Develop teaching and learning activities	<ul style="list-style-type: none"> • Develop active learning opportunities and investigations, using some engaging stimuli, to enable pupils to achieve the outcomes. • Don't forget the skills you want pupils to develop, as well as the content you want them to understand. • Make sure that the activities allow pupils to practise these skills as well as show their understanding.

Key Question L2.7 What does it mean to be a Hindu in Britain today?

The principal aim of RE is to enable pupils to hold balanced and informed conversations about religion and belief.

Learning outcomes (intended to enable pupils to achieve end of key stage outcomes)	Ideas and some content for learning: Teachers can select content from these examples, and add more of their own to enable pupils to achieve the outcomes.
<p>Teachers will enable pupils to be able to achieve these outcomes, as appropriate to their age and stage.</p> <p>Making sense of belief:</p> <ul style="list-style-type: none"> Identify some Hindu deities and describe Hindu beliefs about God (e.g. Brahman, trimurti) Offer informed suggestions about what Hindu <i>murtis</i> express about God Make links between Hindu beliefs and the aims of life (e.g. karma). <p>Understanding the impact:</p> <ul style="list-style-type: none"> Describe how Hindus show their faith within their families in Britain today (e.g. home puja) Describe how Hindus show their faith within their faith communities in Britain today (e.g. arti and bhajans at the mandir; Diwali), indicating some differences in how Hindus show their faith. <p>Making connections:</p> <ul style="list-style-type: none"> Make links between the Hindu idea of everyone having a ‘spark’ of God in them and ideas about the value of 	<ul style="list-style-type: none"> Show images of Hindu deities, Brahma, Vishnu and Shiva (the Trimurti) and their consorts, Saraswati, Lakshmi and Parvati. What do these images suggest God is like? Explore the idea that these deities help Hindus relate to the Ultimate Reality, Brahman. See if pupils can identify common or distinctive features for different deities. What aspect of Brahman do they express? Use the story of Svetaketu to illustrate the Hindu idea of Brahman being invisible but in everything. Think about cycles of life, death and rebirth that we see in nature (e.g. seasons, seeds/bulbs, forest fires, etc.). Note how necessary they are for life. Talk about what pupils think death has to do with life; this Hindu idea suggests that death/destruction is often a necessary part of life. Connect with Trimurti – Brahma (Creator), Vishnu (Preserver) and Shiva (Destroyer). Explore the qualities of each of these deities in the context of the idea of the cycle of life. Talk about the idea for some Hindus that all living beings possess a ‘spark’ of Brahman, the Ultimate Reality. This ‘spark’ is known as ‘atman’ and means that all living beings are sacred and special. Talk about how people might treat each other and the natural world differently if everyone believed that all living beings contained the ‘spark’ of God. What is good about this idea? Is it helpful for people who are not Hindus, or who do not believe there is a god? Make a set of school rules for a world where everyone has an ‘atman’. Compare with the actual school rules: how far do we try to treat everyone as if they are special? Hindus might describe life as a journey towards moksha; Hindu life is also part of a journey through different stages (ashramas), each with different duties. Look at the different dharma/duties Hindus have at the four ashramas: student, householder, retired person, renouncer. How does the dharma for these stages help Hindus to be good? Focus on student and householder stages, and compare the duties pupils have now, and ones they think they will have later in their lives. Explore Hindu ideas of karma – how actions bring good or bad karma. Find out how and why ‘snakes and ladders’ links with Hindu ideas of karma. Find out about how Hindus show their faith within their families. Show pupils objects you might find in a Hindu’s home and why e.g. murtis, family shrine, statues and pictures of deities, puja tray including incense, fruit, bells, flowers, candles; some sacred texts such as the Bhagavad Gita, AUM symbols. Find out what they mean, how they are used, when and why.

<p>people in the world today, giving good reasons for their ideas</p> <ul style="list-style-type: none"> • Consider and weigh up the value of taking part in family and community rituals in Hindu communities and express insights on whether it is a good thing for everyone, giving good reasons for their ideas and talking about whether their learning has changed their thinking. 	<ul style="list-style-type: none"> • Explore the kinds of things Hindu families would do during the week e.g. daily puja, blessing food, arti ceremony, singing hymns, reading holy texts, visit the temple etc. Make links with stories and beliefs about the deities worshipped. Talk about which objects and actions are most important and why. What similarities and differences are there with the family values, and community and home rituals of pupils in the class? • Find out how Hindus celebrate Diwali in Britain today, linking with the story of Rama and Sita. Ask what the festival means for Hindus, and weigh up what matters most at Diwali. Talk about whether Hindus should be given a day off at Diwali in Britain. • Find out about and compare other Hindu celebrations, e.g. Holi, or Navaratri/Durga Puja in Britain and overseas. • Talk about what good things come from sharing in worship and rituals in family and community. Are there similarities and differences with people in other faith communities pupils have studied already, or with people who are not part of a faith community? If possible, invite a Hindu visitor to talk about how they live, including ideas studied above.
---	--

Key Question L2.8 What does it mean to be a Sikh in Britain today?

The principal aim of RE is to enable pupils to hold balanced and informed conversations about religion and belief.

Learning outcomes (intended to enable pupils to achieve end of key stage outcomes)	Ideas and some content for learning Teachers can select content from these examples, and add more of their own to enable pupils to achieve the outcomes.
<p>Teachers will enable pupils to be able to achieve these outcomes, as appropriate to their age and stage.</p> <p>Making sense of belief:</p> <ul style="list-style-type: none"> Identify some of the core beliefs of Sikhism, e.g. one God, the message of Guru Nanak, equality and service Make clear links between the Mool Mantar and Sikh beliefs and actions Offer informed suggestions about what some of the teachings of the Gurus mean to Sikhs today. <p>Understanding the impact:</p> <ul style="list-style-type: none"> Make simple links between the life of at least one of the Gurus and some actions Sikhs take today (e.g. Guru Nanak and the langar; Guru Gobind Singh and the Khalsa) Give some examples that demonstrate that remembering God, working hard and serving others are important to Sikhs today. 	<ul style="list-style-type: none"> Find out about how many Sikhs and gurdwaras there are in the local area, county and region. (For Census 2011 data see page 114). What do pupils notice about Sikhs that is distinctive? What questions would they ask a Sikh visitor? Keep these questions and see how many are answered during the unit. Develop more questions as you teach the unit and see if you can ask a Sikh visitor to answer them. Explore the key beliefs in Sikhism. Talk about the idea of God: what words can pupils use to describe what religious believers say about God? Connect with their prior learning and compare their words with the Mool Mantar, the first hymn composed by Guru Nanak, which gives a statement about core Sikh ideas about God. Note similarities and differences between ideas of God already studied. What do they think the words mean? Use an investigation into Guru Nanak and the rest of the Ten Gurus to find out why service (<i>sewa</i>), human equality and dignity are important to Sikhs. For example, find out about Guru Nanak's early life, his call and disappearance in the river, his message on his return (link with the Mool Mantar), and his setting up of the community at Kartarpur; make links with idea of service, equality and dignity. Talk about what inspires people about Guru Nanak and what people inspire pupils. Explore the importance of some of the other gurus too, e.g. the collecting together of the first Sikh scriptures, Adi Granth by Guru Arjan; Guru Har Gobind leading imprisoned Sikhs to freedom; the forming of the Khalsa under Guru Gobind Singh. Discuss the importance of the Guru Granth Sahib. Explore why it is treated as a living guru. Find out how it is used, treated and learnt from. What is the difference between 'special', 'enjoyable', 'inspiring' and 'holy' texts? Find out what matters most to the Sikh community. Explore, for example, the Khalsa, Sikh symbols such as the <i>Ik Onkar</i> and the Five Ks, the role of the gurdwara (ideally with a visit, where possible), eating together in the langar and serving others; what do pupils think are the most important values for the Sikh community, from what they have learned already? Introduce some of the key Sikh values: remembering and serving God; working hard and honestly; sharing with people who are less fortunate; treating people equally; serving other people, no matter who they are. Find examples from what they have already studied about Sikhs to illustrate these ideas.

Making connections:

- Raise questions about what matters to Sikhs (e.g. equality, service, honest work), and say why they still matter today
 - Make links between key Sikh values and life in the world today, identifying which values would make most difference in pupils' own lives and in the world today
 - Talk about what they have learned and whether they have changed their thinking.
- Examine a significant Sikh festival, for example, Vaisakhi, Guru Nanak's birthday or Divali, and find out what they mean to Sikhs. Look at the stories, meaning and the practices related to this festival in Britain today. Talk about why these celebrations are important in the lives of Sikhs.
 - As pupils study the key beliefs and practices of Sikh living, ask them to consider which beliefs, practices, stories/teachings, people and values are significant in their own lives. Consider their experience of community in comparison to Sikh community life. Reflect on which forms of guidance the pupils turn to when they need guidance or advice. Consider what benefits there might be in school, in the local community and further afield, if people were more willing to treat others equally, share, and serve others. What actions could pupils take to bring more equality?

Key Question L2.9 What are the deeper meanings of festivals?

The principal aim of RE is to enable pupils to hold balanced and informed conversations about religion and belief.

Learning outcomes (intended to enable pupils to achieve end of key stage outcomes)	Ideas and some content for learning Teachers can select content from these examples, and add more of their own to enable pupils to achieve the outcomes.
<p>Teachers will enable pupils to be able to achieve these outcomes, as appropriate to their age and stage.</p> <p>Making sense of belief:</p> <ul style="list-style-type: none"> Identify the main beliefs at the heart of religious festivals (i.e. at least one festival in at least two religions) Make clear links between these beliefs and the stories recalled at the festivals. <p>Understanding the impact:</p> <ul style="list-style-type: none"> Make connections between stories, teachings, symbols and beliefs and how believers celebrate these festivals Describe how believers celebrate festivals in different ways (e.g. between celebrations at home and in community; and/or a variety of ways of celebrating within a religious tradition). <p>Making connections:</p> <ul style="list-style-type: none"> Raise questions and suggest answers about what is worth celebrating and remembering in religious communities and in their own lives 	<p>Note: it is important to be clear about what prior learning has taken place. It is possible to re-visit festivals that have been taught previously, building on pupils' understanding but not simply repeating previous material.</p> <ul style="list-style-type: none"> Think about times in their own lives when pupils remember and celebrate significant events/people, and why and how they do this. Select two or three festivals, building on prior learning. For each one, use active, creative and engaging ways to find out the meanings of stories behind them; how believers express the meaning of religious festivals through symbols, sounds, actions, story and rituals; similarities and differences between the way festivals are celebrated: e.g. Christmas or Holy Week within different Christian traditions; between home and places of worship; <ul style="list-style-type: none"> Christianity: <i>Christmas</i>: Gospel nativity accounts; good news for the poor, peace on earth, gift of Jesus' incarnation; <i>Easter</i>: Gospel accounts of Holy Week; teachings and example of Jesus, sacrifice, resurrection and salvation; Hinduism: <i>Diwali</i>: Rama and Sita, good overcomes bad; ideas of blessings and good fortune, Lakshmi; Diwali lamps and mandalas; celebrations in the home and at mandir Judaism: <i>Pesach</i>: story of Moses and the Exodus; seder meal; freedom, faithfulness of God; <i>Rosh Hashanah</i>: Jewish New Year, looking back and looking forward, remembering Creation; shofar, sweet foods, tashlich; <i>Yom Kippur</i>: Day of Atonement – fasting, repentance, praying for forgiveness. Islam: <i>Ramadan and Eid</i>: celebrating the end of fasting; self-control, submission to Allah. Sikhism: <i>Vaisakhi (Baisakhi)</i>: Sikh New Year, remembering the formation of the Khalsa. Compare key elements of the selected festivals, as well as recalling those studied previously: shared values, story, beliefs, hopes and commitments. Consider the value for pupils themselves of the ideas and concepts that are at the heart of these festivals: e.g. celebration; community; identity and belonging; tradition; bringing peace; good overcoming bad; celebrating freedom; saying sorry; forgiveness; self-control. Consider (using Philosophy for Children methods where possible) questions about the deep meaning of the festivals: does light conquer darkness (Diwali)? Is love stronger than death (Easter)? Can God free

<ul style="list-style-type: none"> • Make links between the beliefs and practices studied and the role of festivals in the life of Britain today, showing their understanding of the values and beliefs at the heart of each festival studied, giving good reasons for their ideas • Talk about what they have learned, how and why their thinking has changed. 	<p>people from slavery (Pesach)? Is it good to say sorry (Yom Kippur)? Does fasting make you a better person? How? (Ramadan and Eid-ul-Fitr for Muslims; Lent for Christians).</p> <ul style="list-style-type: none"> • Explore the benefits of celebration to religious communities by asking some local believers: why do they keep on celebrating ancient events? • Consider questions about the role of festivals in the life of Britain today: Is Comic Relief day a bigger festival than Easter? Should everyone be allowed a day off work for their festivals? Is Christmas for the Christians or for everyone? Can the real meaning of a festival be preserved, or do the shops and shopping always take over?
---	--

Key Question L2.10 How and why do people show their commitments during the journey of life?

The principal aim of RE is to enable pupils to hold balanced and informed conversations about religion and belief.

Learning outcomes (intended to enable pupils to achieve end of key stage outcomes)	Ideas and some content for learning Teachers can select content from these examples, and add more of their own to enable pupils to achieve the outcomes.
<p>Teachers will enable pupils to be able to achieve these outcomes, as appropriate to their age and stage.</p> <p>Making sense of belief:</p> <ul style="list-style-type: none"> Identify some beliefs about love, commitment and promises in two religious traditions and describe what they mean Offer informed suggestions about the meaning and importance of ceremonies of commitment for religious and non-religious people today. <p>Understanding the impact:</p> <ul style="list-style-type: none"> Describe what happens in ceremonies of commitment (e.g. baptism, sacred thread, marriage) and say what these rituals mean Make simple links between beliefs about love and commitment and how people in at least two religious traditions live (e.g. through celebrating forgiveness, salvation and freedom at festivals) Identify some differences in how people celebrate commitment (e.g. different practices of marriage, or Christian baptism). 	<p>Throughout this unit, make connections with pupils' prior learning. Compare the ways Christians mark the journey of life with another religion that has been studied, as well as non-religious responses, where appropriate.</p> <ul style="list-style-type: none"> Explore and use the religious metaphor of life as a journey. What are the significant milestones on this journey? What other metaphors could be used for life? Consider the value and meaning of ceremonies which mark milestones in life, particularly those associated with growing up and taking responsibility within a faith community. How do these practices show what is important in the lives of those taking these steps? Explore the symbols and rituals used and the promises made; explore what meaning these ceremonies have to the individual, their family and their communities; reflect on the on-going impact of these commitments: <ul style="list-style-type: none"> Christians: e.g. Baptists/Pentecostals celebrate "believers' baptism" or adult baptism; compare this with Church of England and Roman Catholic celebration of infant baptism (note that infant baptism has been introduced in previous units, so build on that learning); Roman Catholics celebrate first communion and confession; Church of England and Roman Catholics celebrate confirmation Hindus: sacred thread ceremony Jews: <i>bar/bat mitzvah</i> Sikhs: <i>amrit</i> ceremony Consider whether and how non-religious people (e.g. Humanists) mark these moments. Why are these moments important to people? Rank, sort and order some different commitments held by believers in different religions – and by the pupils themselves. Think about the symbolism, meaning and value of ceremonies that mark the commitment of a loving relationship between two people: compare marriage ceremonies and commitments in two religious traditions NB Christian and Jewish marriage introduced in Unit 1.8, so build on that learning). What happens? What promises are made? Why are they important? What prayers are offered? How do people's religious beliefs show through these ceremonies and commitments? Compare with non-religious ceremonies.

<p>Making connections:</p> <ul style="list-style-type: none"> • Raise questions and suggest answers about whether it is good for everyone to see life as journey, and to mark the milestones • Make links between ideas of love, commitment and promises in religious and non-religious ceremonies • Give good reasons why they think ceremonies of commitment are or are not valuable today. 	<ul style="list-style-type: none"> • Work with the metaphor of life as a journey: what might be the signposts, guidebooks, stopping points or traffic jams? Does religious or spiritual teaching help believers to move on in life's journey? • Create a 'map of life' for a Hindu, Jewish, Sikh or Christian person, showing what these religions offer to guide people through life's journey. Can anyone learn from another person's 'map of life'? Is a religion like a 'map for life'? • Reflect on their own ideas about the importance of love, commitment, community, belonging and belief today. <p>Note: Pupils may naturally bring up the topics of death or afterlife in this unit. If they do, discussions about these topics may be valid as part of pupils' RE in this unit and these discussions should be handled sensitively. However, these topics are not the main focus of this unit as they appear in the Upper Key Stage 2 units.</p>
---	--

C.6 Upper Key Stage 2 Programme of Study

What do pupils gain from RE at this key stage?

Pupils should extend their knowledge and understanding of religious and non-religious worldviews, recognising their local, national and global contexts. They should be introduced to an extended range of sources and subject-specific vocabulary. They should be encouraged to be curious and to ask increasingly challenging questions about religion, belief, values and human life. Pupils should learn to express their own ideas in response to the material they engage with, identifying relevant information, selecting examples and giving reasons to support their ideas and views.

Aims

The principal aim of RE is to enable pupils to hold balanced and informed conversations about religion and belief.

The wider aims of Religious Education in Church schools are to enable pupils to:¹²

- Know about and understand Christianity as a diverse global living faith through the exploration of core beliefs, using an approach that critically engages with biblical text;
- Gain knowledge and understanding of a range of religions and worldviews, appreciating diversity, continuity and change within the religions and worldviews being studied;
- Engage with challenging questions of meaning and purpose raised by human existence and experience;
- Recognise the concept of religion and its continuing influence on Britain's cultural heritage and in the lives of individuals and societies in different times, cultures and places;
- Explore their own religious, spiritual and philosophical ways living, believing and thinking.

¹² As taken from *Religious Education in Church of England Schools: A Statement of Entitlement 2019*.

www.churchofengland.org/sites/default/files/2019-02/RE%20Statement%20of%20Entitlement%20for%20Church%20Schools.pdf

In this syllabus, RE teaching and learning should enable pupils to:

<p>A. Make sense of a range of religious and non-religious concepts and beliefs.</p>	<p>B. Understand the impact and significance of religious and non-religious beliefs.</p>	<p>C. Make connections between religious and non-religious concepts, beliefs, practices and ideas studied.</p>
---	---	---

End of Upper Key Stage 2 outcomes

RE should enable pupils to:

<ul style="list-style-type: none"> Identify and explain the core beliefs and concepts studied, using examples from texts/sources of authority in religions 	<ul style="list-style-type: none"> Make clear connections between what people believe and how they live, individually and in communities 	<ul style="list-style-type: none"> Make connections between the beliefs and practices studied, evaluating and explaining their importance to different people (e.g. believers and atheists)
<ul style="list-style-type: none"> Describe examples of ways in which people use texts/sources of authority to make sense of core beliefs and concepts 	<ul style="list-style-type: none"> Using evidence and examples, show how and why people put their beliefs into practice in different ways, e.g. in different communities, denominations or cultures 	<ul style="list-style-type: none"> Reflect on and articulate lessons people might gain from the beliefs/practices studied, including their own responses, recognising that others may think differently
<ul style="list-style-type: none"> Taking account of the context(s), suggest meanings for texts/sources of authority studied, comparing their ideas with ways in which believers interpret them, showing awareness of different interpretations. 		<ul style="list-style-type: none"> Consider and weigh up how ideas studied in this unit relate to their own experiences and experiences of the world today, developing insights of their own and giving good reasons for the views they have and the connections they make
		<ul style="list-style-type: none"> Talk about what they have learned, how their thinking may have changed and why

These general outcomes are related to specific content within the key question outlines/units of study on pp.52-63.

Religions and worldviews

Across the whole of KS2, pupils will study Christianity for at least 50% of study time,

plus: either Judaism or Islam

plus: either Hinduism or Sikhism.

Pupils may also learn from other religions and non-religious worldviews in thematic units.

Key questions

Unit question	Suggested time
U2.1 What does it mean if God is holy and loving? [UC 2b.1]	6-8 hours
U2.2 Creation and science: conflicting or complementary? [UC 2b.2]	6-8 hours
U2.3 How can following God bring freedom and justice? [UC 2b.3]	6-8 hours
U2.4 Was Jesus the Messiah? [UC 2b.4]	6-8 hours
U2.5 What would Jesus do? [UC 2b.5]	6-8 hours
U2.6 What did Jesus do to save human beings? [Y5] [UC 2b.6]	6-8 hours
U2.7 What difference does the Resurrection make for Christians? [Y6]? [UC 2b.7]	6-8 hours
U2.8 What kind of king is Jesus? [UC 2b.8]	6-8 hours
Either: U2.9 What does it mean for Muslims to follow God?	10-12 hours
Or: U2.10 What does it mean for a Jewish person to follow God?	10-12 hours
<i>Thematic units that compare beliefs and practices between different faiths and beliefs</i>	
U2.11 Why do some people believe in God and some people not?	6-8 hours
U2.12 What will make our city/town/village a more respectful place?	6-8 hours
U2.13 Why is pilgrimage important to some religious believers?	6-8 hours
U2.14 How do religions help people live through good times and bad times?	6-8 hours

Notes





The key questions are designed to enable pupils to achieve the end of key stage outcomes above. Schools should select unit questions in such a way as to provide breadth and balance across the RE curriculum by ensuring that all questions address the three strands (making sense of beliefs, understanding impact and making connections) across the key stage.

Please note planning sheets have not been provided for *Understanding Christianity* units as these will be planned using the unit booklets in the *Understanding Christianity* resource pack.

Planning steps

Teachers should have the principal aim of RE at the forefront of their minds as they plan their RE.

The principal aim of RE is to enable pupils to hold balanced and informed conversations about religion and belief.

Step 1: Key question 	<ul style="list-style-type: none"> • Select a key question from page 50. • Make sure that you can explain where this unit/question fits into key stage planning e.g. how it builds on previous learning in RE; what other subject areas it links to, if appropriate.
Step 2: Select learning outcomes 	<ul style="list-style-type: none"> • Use the learning outcomes from column 1 of the key question outlines/units of study on pp.52-63. • Being clear about these outcomes will help you to decide what and how to teach.
Step 3: Select specific content 	<ul style="list-style-type: none"> • Look at the suggested content for your key question, from column 2 in the key question outlines/units of study. • Select the best content (from here, or additional information from elsewhere) to help you to teach in an engaging way so that pupils achieve the learning outcomes.
Step 4: Assessment: write specific pupil outcomes 	<ul style="list-style-type: none"> • Turn the learning outcomes into pupil-friendly 'I can', 'You can' or 'Can you..?' statements. • Make the learning outcomes specific to the content you are teaching, to help you know just what it is that you want pupils to be able to understand and do as a result of their learning. • These 'I can/You can/Can you?' statements will help you to integrate assessment for learning within your teaching, so that there is no need to do a separate end of unit assessment.
Step 5: Develop teaching and learning activities	<ul style="list-style-type: none"> • Develop active learning opportunities and investigations, using some engaging stimuli, to enable pupils to achieve the outcomes. • Don't forget the skills you want pupils to develop, as well as the content you want them to understand. • Make sure that the activities allow pupils to practise these skills as well as show their understanding.

Key Question U2.9 What does it mean for Muslims to follow God?

The principal aim of RE is to enable pupils to hold balanced and informed conversations about religion and belief.

Learning outcomes (intended to enable pupils to achieve end of key stage outcomes)	Ideas and some content for learning Teachers can select content from these examples, and add more of their own to enable pupils to achieve the outcomes.
<p>Teachers will enable pupils to be able to achieve these outcomes, as appropriate to their age and stage.</p> <p>Making sense of belief:</p> <ul style="list-style-type: none"> Identify and explain Muslim beliefs about God, the Prophet and the Holy Qur'an (e.g. tawhid; Muhammad as the Messenger, Qur'an as the message) Describe and explain ways in which Muslim sources of authority guide Muslim living (e.g. Qur'an guidance on Five Pillars; hajj practices follow example of the Prophet). <p>Understanding the impact:</p> <ul style="list-style-type: none"> Make clear connections between Muslim beliefs and worship (e.g. Five Pillars, mosques, art) Give evidence and examples to show how Muslims put their beliefs into practice in different ways. <p>Making connections:</p> <ul style="list-style-type: none"> Make connections between Muslim beliefs studied and Muslim ways of living in Britain/Peterborough today 	<p>Note that this unit builds on a previous unit on Islam (1.6) and some thematic study (e.g. 1.10, 1.9, L2.9, L2.10), so start by finding out what pupils already know.</p> <ul style="list-style-type: none"> Set the context, using the information in the 2011 census (see Guidance E.6, page 114). Ask pupils how many Muslims they think there are in Peterborough, the region and in Britain. This unit explores what it is like to be a Muslim in the East of England. Talk about the fact that there are different Muslim groups: the largest (globally and locally) are Sunni; the next major group are called Shi'a; some Muslims are Sufi. Find out which tradition your nearest mosque belongs to. Revise learning about Allah from Unit 1.6: explore the idea of tawhid (the oneness of God) and how the 99 Names are used to express the character of God; use of geometry and calligraphy to express beliefs. Give an overview of the Five Pillars as expressions of <i>ibadah</i> (worship and belief in action). Deepen pupils' understanding of the ones to which they have already been introduced: Shahadah (belief in one God and his Prophet); and <i>salat</i> (daily prayer). Find out more about <i>sawm</i> (fasting); and <i>zakat</i> (charity, alms giving). Introduce hajj (pilgrimage) [detailed study of this is in Unit U2.13 on pilgrimage]. What happens, where, when, why? Explore how these affect the lives of Muslims, moment by moment, daily, annually, in a lifetime. Think about and discuss the value and challenge for Muslims of following the Five Pillars, and how they might make a difference to individual Muslims and to the Muslim community (<i>ummah</i>). Investigate how they are practised by Muslims in the region/Britain today. Consider what beliefs, practices and values are significant in pupils' lives. Consider the significance of the Holy Qur'an for Muslims as the final revealed word of God: how it was revealed to the Prophet Muhammad by the Angel Jibril; examples of key stories of the Prophets (e.g. Ibrahim, Musa, Isa, Prophet Muhammad) noting how some of these stories are shared with Christian and Jewish people (e.g. Ibrahim/Abraham, Musa/Moses, Isa/Jesus); examples of stories and teachings, (e.g. Surah 1 <i>The Opening</i>; Surah 17 - the Prophet's Night Journey); how it is used, treated, learnt. Find out about people who memorise the Qur'an and why (hafiz, hafiza). Find out about the difference between the authority of the Qur'an and other forms of guidance for Muslims: Sunnah (practices, customs and traditions of the Prophet Muhammad); Hadith (sayings and

<ul style="list-style-type: none"> • Consider and weigh up the value of e.g. submission, obedience, generosity, self-control and worship in the lives of Muslims today and articulate responses on how far they are valuable to people who are not Muslims • Reflect on and talk about what and how they have learned, and how and why their thinking has changed. 	<p>actions of the Prophet Muhammad). Reflect on what forms of guidance pupils turn to when they need guidance or advice, and examine ways in which these are different from the Qur'an for Muslims.</p> <ul style="list-style-type: none"> • Explore how Muslims put the words of the Qur'an and the words and actions of the Prophet Muhammad into practice, and what difference they make to the lives of Muslims, e.g. giving of <i>sadaqah</i> (voluntary charity); respect for guests, teachers, elders and the wise; refraining from gossip; being truthful and trustworthy. • Investigate the design and purpose of a mosque/masjid and explain how and why the architecture, artwork and activities (e.g. preparing for prayer) reflect Muslim beliefs.
--	---

Key Question U2.10 What does it mean for a Jewish person to follow God?

The principal aim of RE is to enable pupils to hold balanced and informed conversations about religion and belief.

Learning outcomes (intended to enable pupils to achieve end of key stage outcomes)	Ideas and some content for learning: Teachers can select content from these examples, and add more of their own to enable pupils to achieve the outcomes.
<p>Teachers will enable pupils to be able to achieve these outcomes, as appropriate to their age and stage.</p> <p>Making sense of belief:</p> <ul style="list-style-type: none"> Identify and explain Jewish beliefs about God Give examples of some texts that say what God is like and explain how Jewish people interpret them. <p>Understanding the impact:</p> <ul style="list-style-type: none"> Make clear connections between Jewish beliefs about the Torah and how they use it Make clear connections between Jewish commandments and how Jews live (e.g. in relation to kosher laws) Give evidence and examples to show how Jewish people put their beliefs into practice in different ways (e.g. some differences between Orthodox and Progressive Jewish practice). <p>Making connections:</p> <ul style="list-style-type: none"> Make connections between Jewish beliefs studied and explain how and why they are important to Jewish people today 	<p>Note that this unit builds on a previous unit on Jewish life (Unit 1.7) and some thematic units (e.g. F4, F6, 1.8, 1.9, 1.10, L2.9 and L2.10) so start by finding out what pupils already know.</p> <ul style="list-style-type: none"> Recap prior learning about Jewish beliefs about God in ‘the Shema’, including belief in one God and the command to love God with all their heart, soul and might. Recall where it is found (Deuteronomy 6:4–9), how it links to beliefs about God and its use in the mezuzah. Learn about Orthodox use of the Shema in the <i>tefillin</i>. (Note: some Jews do not write the name of God out fully, instead they put ‘G-d’ as a mark of respect, and so that God’s name cannot be erased or destroyed.) Find out more about the titles used to refer to God in Judaism and how these reveal Jewish ideas about the nature of God (e.g. Almighty, King, Father, Lord, King of Kings). Use some texts that describe these names (e.g. the Shema, <i>Ein Keloheinu</i> and <i>Avinu Malkeinu</i> – two Jewish prayers found in a siddur, a daily prayer book). Find out about how a Sefer Torah (handwritten scroll) is produced, covered and treated and the reasons for this; how it is used each week in the synagogue and for the annual cycle of readings. Talk about the Jewish holy book – the Written Torah or <i>TeNaKh</i>: this name refers to Torah (Law), <i>Nevi’im</i> (the Prophets), <i>Ketuvim</i> (the Writings). (Note the overlap with the Christian Old Testament.) Look at some examples of texts and stories from these different parts of the <i>Tenakh</i> (E.g. Esther; Psalms of David). Find out about the place of the Torah at the heart of Jewish belief and practice and the importance of regular Torah study for many Jews. Build on prior learning: e.g. Recall the Creation story and how it is used at Rosh Hashanah; how Shabbat is inspired by God resting on day 7. Note how much of the Torah (the first five books of the <i>Tenakh</i>) is devoted to the story of Exodus and Passover, and the laws that were then given – and are still followed by the Jewish community today: the Torah contains 613 commandments (<i>mitzvot</i>), including the Ten Commandments. One group of these <i>mitzvot</i> deals with which foods may or may not be eaten. Find out about kosher food laws and how they affect the everyday lives of Jewish people. Note that not all Jews keep all these laws. Explore the fact that there is diversity within Judaism, which explains why Jews do not all keep the kosher laws in the same way. Find out some features of Orthodox and Progressive Judaism in relation to kosher, and Shabbat observance.

<ul style="list-style-type: none"> • Consider and weigh up the value of e.g. tradition, ritual, community, study and worship in the lives of Jews today, and articulate responses on how far these ideas are valuable to people who are not Jewish • Talk about how ideas of tradition, ritual, community and study relate to their own lives, giving good reasons for their views and explaining how their thinking has developed during the unit. 	<ul style="list-style-type: none"> • Find out about some contemporary Jews, both local and global. Use this to reflect upon the diversity of the Jewish community. Find out about local Jewish communities. Explore two synagogues: e.g. one Orthodox and one Progressive. Compare them and find out similarities and differences: objects found in them: e.g. ark, <i>Ner Tamid</i>, <i>bimah</i>; layout, services. Find out about the place of the synagogue in the life of the Jewish community. • Reflect on the value of ritual and tradition in Jewish communities, comparing its value in schools, families and other communities. Compare this with ritual and traditions in the lives of pupils themselves.
---	---

Key Question U2.11 Why do some people believe in God and some people not?

The principal aim of RE is to enable pupils to hold balanced and informed conversations about religion and belief.

Learning outcomes (intended to enable pupils to achieve end of key stage outcomes)	Ideas and some content for learning: Teachers can select content from these examples, and add more of their own to enable pupils to achieve the outcomes.
<p>Teachers will enable pupils to be able to achieve these outcomes, as appropriate to their age and stage.</p> <p>Making sense of belief:</p> <ul style="list-style-type: none"> Define the terms ‘theist’, ‘atheist’ and ‘agnostic’ and give examples of statements that reflect these beliefs Identify and explain what religious and non-religious people believe about God, saying where they get their ideas from Give examples of reasons why people do or do not believe in God. <p>Understanding the impact:</p> <ul style="list-style-type: none"> Make clear connections between what people believe about God and the impact of this belief on how they live Give evidence and examples to show how Christians sometimes disagree about what God is like (e.g. some differences in interpreting Genesis). <p>Making connections:</p> <ul style="list-style-type: none"> Reflect on and articulate some ways in which believing in God is valuable in the lives of believers, and ways it can be challenging Consider and weigh up different views on theism, agnosticism and atheism, expressing 	<ul style="list-style-type: none"> During this unit, take the opportunity to find out what pupils already know from previous study, and build on that prior learning. Their understanding of what God is like as far as Christians, Jews and Muslims are concerned should be reasonably developed by now. Find out about how many people in the world and in your local area believe in God – using global statistics and the 2011 UK census (see Guidance E.6, page 114). Ask pupils why they think so many people believe in God. Collect these reasons. Find out about how many do not believe. Learn the words ‘theist’ (believes in God), ‘agnostic’ (cannot say if God exists or not) and ‘atheist’ (believes there is no god). To explore the key question, ask pupils to raise questions about the existence and nature of God. Focus on Christian ideas of God, in order to make this more manageable. Start by clarifying what Christians believe God is like and where they get their ideas from. Revisit some of the names of God and metaphors for God in the Bible (e.g. God as Father, Spirit, Son, eternal, almighty, holy, shepherd, rock, fortress, light). If this God exists, what difference would ‘he’ make to the way people live? Investigate a range of viewpoints on the question, from believers to atheists. Compare the sources of authority of Christians (e.g. Bible, Church teachings, religious leaders, individual conscience) with some non-religious sources (e.g. individual conscience, some philosophers and other thinkers). Explore some reasons why people do or do not believe in God. Consider some of the main reasons. These include: family background – many people believe (or don’t believe) because of their home background; religious experience – many people say they have experienced a sense of ‘the presence of God’ or had prayer answered; many would argue that the Universe, the Earth and life are extraordinary and are best explained as the result of an all-powerful Creator. Many people who do not believe in God point to the existence of terrible suffering as a key reason. Many atheists argue that religions are all created by humans. Some argue that there is no need to use a Creator to explain the existence of the Universe and life; they argue that science provides reliable evidence and explanations, and that religion does not. Recall and build on learning from Unit U2.2 to explore how and why Christians still believe in God in an age of science. Many Christians would say that they want to find out more about the world and

<p>insights of their own about why people believe in God or not</p> <ul style="list-style-type: none"> • Make connections between belief and behaviour in their own lives, talking about what they have learned and how and why their thinking may or may not have changed in the light of their learning. 	<p>how it works – doing science is part of their response to belief in God as Creator. Find out about Christians who are also scientists (e.g. Jennifer Wiseman, John Polkinghorne, Denis Alexander, Russell Stannard, and local examples, such as those involved in the Faraday Institute for Science and Religion in Cambridge www.faraday.st-edmunds.cam.ac.uk/index.php).</p> <ul style="list-style-type: none"> • Invite some Christians, agnostics and atheists in to answer questions about why they do or do not believe in God. • Explore what impact believing in God might make on the way someone lives his or her everyday life. Is faith in God restricting or liberating? How do people respond to God? E.g. from personal responses in private prayer, study, worship; communal responses of worship and striving for justice. • Talk about and reflect upon the possible benefits and challenges of believing or not believing in God in Britain today. Get pupils to reflect upon their own views and how they view people with different beliefs than their own.
---	---

Key Question U2.12 What will make our city/town/village a more respectful place?

The principal aim of RE is to enable pupils to hold balanced and informed conversations about religion and belief,

Learning outcomes (intended to enable pupils to achieve end of key stage outcomes)	Ideas and some content for learning Teachers can select content from these examples, and add more of their own to enable pupils to achieve the outcomes.
<p>Teachers will enable pupils to be able to achieve these outcomes, as appropriate to their age and stage.</p> <p>Making sense of belief:</p> <ul style="list-style-type: none"> Identify the religions and beliefs represented locally and regionally, and explain some of their key beliefs Describe examples of how different communities deal with diversity and interfaith issues. <p>Understanding the impact:</p> <ul style="list-style-type: none"> Make clear connections between what different people believe and the way they live (e.g. involvement in community, in interfaith projects etc.) Explain how and why people respond differently to diversity and interfaith issues (e.g. inclusivism, exclusivism etc). <p>Making connections:</p> <ul style="list-style-type: none"> Make connections between religious and non-religious beliefs and practices related to living with difference in community Reflect on and articulate lessons people might gain from the experience of living in 	<ul style="list-style-type: none"> Play a simple guessing game about statistics of religion in Britain and the world to get a sense of ‘how religious the world is’ today. Use the census data in Guidance E.6 page 114, and the Pew Research Forum (e.g. www.globalreligiousfutures.org/questions). How big are the biggest religions in local areas, the UK and worldwide? Imagine if the world were a village of 100 or 1000 people and scale it down (for detailed example on this, see <i>Opening Up Respect</i> ed. Fiona Moss, 2011 RE Today). Revise the key beliefs from earlier learning. Note the increase in people identifying themselves as non-religious. Make links with unit U2.11, and see e.g. www.stmarys.ac.uk/research/centres/benedict-xvi/no-religion-population.aspx Use photopacks of each of the religions: ask pupils to choose four pictures from ten that sum up each religion, and one from each religion that shows how it contributes to the whole community. Find out about different approaches to diversity among religions and beliefs (e.g. pluralism, exclusivism, inclusivism). Learn from diversity through visiting places of worship from different denominations and different religions. Use thoughtful approaches to visiting, such as giving pupils a sense to focus on during their visit, and pool their responses at the end of the trip; identify similarities and differences between places of worship and practices. Find out about local examples of different religious communities in your area, looking at changes over time, and differences between them e.g. food, buildings, community work. Why are there now more than 12 mosques in Northamptonshire and over 50 mosques in the East of England, where 60 years ago there were none? (See http://mosques.muslimsinbritain.org/maps.php#/county/all for local information.) Why are there over 350 Anglican Churches in the Diocese of Peterborough, some of them over 900 years old? Explore some local examples. Find out about some of the differences across the UK – compare local rural and urban communities for diversity; identify similarity and difference. Develop understanding of examples of community harmony, reflecting that this does not mean ‘being all the same’ but does mean ‘accepting our differences’; create a ‘charter for peace’ among religions and beliefs. Speculate on the impact on your communities if religion were banned. What would be missed and by whom?

<p>communities of diverse beliefs and practices, including their own responses</p> <ul style="list-style-type: none"> • Talk about how and why people think differently about diversity and interfaith, giving good reasons for their own views • Consider and weigh up the ways in which the ideas studied relate to their own experiences and views of the world today. 	<ul style="list-style-type: none"> • Find out about examples of interfaith work in your area or another nearby. Compare those that worked on shared social justice projects and shared celebrations e.g. interfaith week. Talk about what good can come from these kinds of events. • Consider teaching from different religions and beliefs about dealing with difference e.g. responses of respect, tolerance, mutual learning and recognising each other's spirituality, rather than mere argument or even conflict. What examples are there for the way in which pupils handle difference? • Weigh up examples of how people have dealt well with difference or conflict. Give pupils some scenarios to think about in which people choose conflict or acceptance, hostility or tolerance. How would they respond?
---	---

Key Question U2.13 Why is pilgrimage important to some religious believers?

The principal aim of RE is to enable pupils to hold balanced and informed conversations about religion and belief.

Learning outcomes (intended to enable pupils to achieve end of key stage outcomes)	Ideas and some content for learning Teachers can select content from these examples, and add more of their own to enable pupils to achieve the outcomes.
<p>Teachers will enable pupils to be able to achieve these outcomes, as appropriate to their age and stage.</p> <p>Making sense of belief:</p> <ul style="list-style-type: none"> Identify some of the beliefs that lie behind places and times of pilgrimage in at least two religions (e.g. ummah in Islam; Mary in Roman Catholicism) Explain ways in which stories that lie behind sites of pilgrimage connect with beliefs (e.g. Shiva and the Ganges; Israel as God’s Chosen or Favoured people in Judaism). <p>Understanding the impact:</p> <ul style="list-style-type: none"> Explain the spiritual significance and impact of pilgrimage on pilgrims in at least two religions Compare the similarities and differences between ways in which people undertake pilgrimage and how they affect the way they live. <p>Making connections:</p> <ul style="list-style-type: none"> Evaluate and explain the importance of pilgrimage in the world today, giving good reasons for their views 	<ul style="list-style-type: none"> Find out about special places that hold significance for pupils, and why they are important; talk about what happened there that is memorable, and ways in which they might remember it. Consider the difference between a place that is ‘special’ and one that is seen by some as being ‘holy’ or ‘sacred’. Building on prior learning, connecting beliefs and practices already studied, consider the spiritual significance of places of pilgrimage e.g. York Minster, Whitby Abbey, Iona, Lindisfarne, Lourdes or Walsingham for some Christians. Describe what happens at these places of pilgrimage – sights, sounds, practices and the beliefs that lie behind them. Explain aspects of the actions completed on pilgrimage and their significance for believers e.g. praying at the shrine of St Bernadette of Lourdes. Talk about what difference the journey makes to people’s lives. Explore the events that originally started the pilgrimage to these sites and the stories that are told about going on pilgrimage. Find out what makes a pilgrim feel they have made a good choice in going to this place. Building on prior learning, connecting beliefs and practices already studied, consider the spiritual significance of Hajj for Muslims; Jerusalem for Jews; River Ganges and Varanasi for Hindus pilgrimage or the Golden Temple for Sikhs. Describe what happens at these places of pilgrimage – sights, sounds, practices and the beliefs that lie behind them. Explain aspects of the actions completed on pilgrimage and their significance for believers e.g. throwing stones at the devil on Hajj, bathing in the river Ganges for Hindus, or visiting the Golden Temple at Amritsar for Sikhs. Talk about what difference the journey makes to people’s lives. Explore the events that originally started the pilgrimage to these sites and the stories that are told about going on pilgrimage. Find out what makes a pilgrim feel they have made a good choice in going to this place. Compare the chosen example with the Christian pilgrimage studied. Identify and comment on the similarities and differences. Explore the equivalent places of pilgrimage for non-religious people. Compare two pilgrimage experiences noting similarities and differences. Can pupils make a list of similarities? A list of differences? Can they explain the reasons for these similarities and differences? Gather together, sort and rank a variety of reasons believers give for making or not making a pilgrimage. Consider the significance of times of reflection, repentance, journey and remembrance. Talk about ways in which these are (or are not) present in the life of pupils and of other people who don’t hold religious

<ul style="list-style-type: none"> • Reflect on and articulate lessons that people might gain from the idea and practice of pilgrimage, including their own responses • Consider and weigh up the value of e.g. reflection, repentance and remembrance, in the world today, including in their own lives • Talk about how and why their thinking has developed through this unit. 	<p>beliefs. Comment on whether these things are valuable for all people, including pupils, and whether going on a pilgrimage really should be in everyone's 'bucket list' for a full and rich life.</p> <ul style="list-style-type: none"> • Imagine creating a pilgrimage site for the 21st Century, in your local area. Tell the story of its origins and devise appropriate experiences, showing understanding of the nature and purpose of pilgrimage studied.
--	--

Key Question U2.14 How does religion help people live through good times and bad times?

The principal aim of RE is to enable pupils to hold balanced and informed conversations about religion and belief.

Learning outcomes (intended to enable pupils to achieve end of key stage outcomes)	Ideas and some content for learning Teachers can select content from these examples, and add more of their own to enable pupils to achieve the outcomes.
<p>Teachers will enable pupils to be able to achieve these outcomes, as appropriate to their age and stage.</p> <p>Making sense of belief:</p> <ul style="list-style-type: none"> Describe at least three examples of ways in which religions guide people in how to respond to good and hard times in life Identify beliefs about life after death in at least two religious traditions, comparing and explaining for similarities and differences. <p>Understanding the impact:</p> <ul style="list-style-type: none"> Make clear connections between what people believe about God and how they respond to challenges in life (e.g. suffering, bereavement) Use evidence and examples to show how beliefs about resurrection/judgement/ heaven/ karma/ reincarnation make a difference to how someone lives. <p>Making connections:</p> <ul style="list-style-type: none"> Reflect on a range of artistic expressions of afterlife, articulating 	<ul style="list-style-type: none"> Explore how different religions use the symbolism of light and dark to mark the good times and hard times in life. E.g. the use of colour by Christians in Holy Week and Easter, the place of candlelight in the Divali celebrations to mark the triumph of good over evil, the way the Jewish festival of Hanukkah explores struggling against evil. Think about emotional or spiritual ‘opposites’ such as fear and comfort, danger and safety, life and death. Teachers may want to introduce the topic of death and afterlife – children have many questions, and they are not often encouraged to explore this sensitive territory. Use stimulus material to encourage pupils to ask questions about life, death, suffering, and what matters most in life. Analyse and evaluate pupils’ questions, to recognise and reflect on how some ‘big questions’ do not have easy answers, and how people offer different answers to some of the big questions about life, death, suffering etc. Explore how some people might thank God in good times, and how, more broadly, living a life of gratitude can lead to happier and healthier lives, whether religious or non-religious (see Psalm 103; www.happierhuman.com/benefits-of-gratitude/). Explore the value of thankfulness and include ‘an attitude of gratitude’ not just for when life is good but through all situations (see: www.lifesavers.co.uk resources available https://bit.ly/2LaOVfP) Explore ways in which religions help people to live, even when times are tough, e.g. through prayer, giving a sense of purpose, a guide to deciding what is right and wrong, membership of a community who care for each other, opportunities to celebrate together. Ask some religious believers to explain how their faith has helped them in difficult times, and how it encourages them to enjoy life too. Use the story of Job in the Jewish and Christian scriptures. Introduce the idea that most religious traditions teach about some form of life after death, which can bring comfort to people as they face suffering, or if they are bereaved. Teach pupils that some people believe that death is the end of life, and that there is no afterlife. Learn some key concepts about life after death in Christianity (such as resurrection, judgement, heaven, salvation through Jesus); and Hinduism (karma, soul, samsara, reincarnation and moksha); also one secular/non-religious view about what happens after death, e.g. Humanism.

<p>and explaining different ways of understanding these</p> <ul style="list-style-type: none"> • Consider and weigh up how religion might help people in good and bad times, giving good reasons for their ideas and insights • Talk about what they have learned, how their thinking may have changed and why. 	<ul style="list-style-type: none"> • Compare ceremonies that mark death/passing away, noting similarities and differences, how these express different beliefs, and how they might be important to the living. • Read and respond to prayers, liturgies, meditation texts and songs/hymns used when someone has died, and think about the questions and beliefs they address. • Look at examples of 'art of heaven' in which religious believers imagine the afterlife; explore how these art works reflect Christian, Hindu and non-religious beliefs; get pupils to respond with art work of their own. How do ideas of life after death help people in difficult times? • Respond to the question, 'How does religion help people when life gets hard?' Consider how important this role of religion is, in a country where religious belief is declining, but in a world where religious belief is growing.
---	---

C.7 Key Stage 3 Programme of Study

What do pupils gain from RE at this key stage?

Students should extend and deepen their knowledge and understanding of a range of religions and beliefs, recognising their local, national and global context. Building on their prior learning, they learn to appreciate religions and beliefs in systematic ways. They should draw on a wide range of subject-specific language confidently and flexibly, learning to use the concepts of religious study to describe the nature of religion. They should understand how beliefs influence the values and lives of individuals and groups, and how religions and beliefs have an impact on wider current affairs. They should be able to appraise the practices and beliefs they study with increasing discernment based on analysis, interpretation and evaluation, developing their capacity to articulate well-reasoned positions.

Aims

The principal aim of RE is to enable pupils to hold balanced and informed conversations about religion and belief.

The wider aims of Religious Education in Church schools are to enable pupils to:¹³

- Know about and understand Christianity as a diverse global living faith through the exploration of core beliefs, using an approach that critically engages with biblical text;
- Gain knowledge and understanding of a range of religions and worldviews, appreciating diversity, continuity and change within the religions and worldviews being studied;
- Engage with challenging questions of meaning and purpose raised by human existence and experience;
- Recognise the concept of religion and its continuing influence on Britain's cultural heritage and in the lives of individuals and societies in different times, cultures and places;
- Explore their own religious, spiritual and philosophical ways living, believing and thinking.



¹³ As taken from *Religious Education in Church of England Schools: A Statement of Entitlement 2019*.

www.churchofengland.org/sites/default/files/2019-02/RE%20Statement%20of%20Entitlement%20for%20Church%20Schools.pdf

In this syllabus, RE teaching and learning should enable pupils to:

A. Make sense of a range of religious and non-religious concepts and beliefs.	B. Understand the impact and significance of religious and non-religious beliefs.	C. Make connections between religious and non-religious concepts, beliefs, practices and ideas studied.
--	--	--

End of Key Stage 3 outcomes

RE should enable pupils to:

<ul style="list-style-type: none"> Give reasoned explanations of how and why the selected key beliefs and concepts are important within the religions studied 	<ul style="list-style-type: none"> Give reasons and examples to account for how and why people put their beliefs into practice in different ways, individually and in various communities (e.g. in different denominations, communities, times or cultures) 	<ul style="list-style-type: none"> Give coherent accounts of the significance and implications of the beliefs and practices studied, in the world today
<ul style="list-style-type: none"> Explain how and why people use, interpret and make sense of texts/sources of authority differently 	<ul style="list-style-type: none"> Show how beliefs guide people in making moral and religious decisions, applying these ideas to situations in the world today 	<ul style="list-style-type: none"> Evaluate personally and impersonally how far the beliefs and practices studied help to make sense of the world
<ul style="list-style-type: none"> Show awareness of different methods of interpretation and explain how appropriate different interpretations of texts/sources of authority are, including their own ideas 		<ul style="list-style-type: none"> Respond to the challenges raised by questions of belief and practice in the world today and in their own lives, offering reasons and justifications for their responses
		<ul style="list-style-type: none"> Account for how and why their thinking has/has not changed as a result of their studies

These general outcomes are related to specific content within the key question outlines/units of study on pages 67-76.

Religions and worldviews

- Christianity for at least 50% of study time
- and three from Buddhism, Hinduism, Judaism, Islam and Sikhism.

Pupils may also learn from other religions represented in the local area, and **should study at least one example of a non-religious worldview, such as Humanism.**

Key questions

Unit question
3.1 What does it mean for Christians to believe in God as Trinity?
3.2 Should Christians be greener than everyone else?
3.3 Why are people good and bad?
3.4 Does the world need prophets today?
3.5 What do people do when life gets hard?
3.6 Why do Christians believe Jesus was God on earth?
3.7 What is so radical about Jesus?
3.8 Saving the world: what kinds of salvation do Christians believe in?
3.9 What do Christians believe about God's heavenly kingdom and life after death?
3.10 The Buddha: how and why do his experiences and teachings have meaning for people today?
3.11 Why don't Hindus want to be reincarnated and what do they do about it?
3.12 What is good and what is challenging about being a Muslim teenager in Britain today?
3.13 What is good and what is challenging about being a Jewish teenager in the UK today?
3.14 How are Sikh teachings on equality and service put into practice today?
3.15 What difference does it make to be an atheist or agnostic in Britain today?
<i>Thematic units that compare beliefs and practices between different faiths and beliefs</i>
3.16 Good, bad; right, wrong: how do I decide? <i>Religious and non-religious worldviews</i>
3.17 How far does it make a difference if you believe in life after death? <i>Christians, Muslims, Hindus, non-religious worldviews</i>
3.18 Why is there suffering? Are there any good solutions? <i>Christians, Hindus/Buddhists, non-religious worldviews</i>
3.19 How can people express the spiritual through the arts? <i>Religious and non-religious worldviews</i>

Notes

All units are intended to last 6-8 hours, and to build on prior learning. All units offer stepping stones towards the current GCSE specifications.

The key questions are designed to enable pupils to achieve the end of key stage outcomes above. Schools should select unit questions in such a way as to provide breadth and balance across the RE curriculum by ensuring that all questions address the three strands (making sense of beliefs, understanding impact and making connections) across the key stage. However, the recommendation is for fewer key questions explored in more depth.

Please note KS3 Unit outlines have not been provided for Understanding Christianity units as these will be planned using the unit booklets in the *Understanding Christianity* resource pack.

Unit 3.10 The Buddha: how and why do his experiences and teachings have meaning for people today?

The principal aim of RE is to enable pupils to hold balanced and informed conversations about religion and belief.

Learning outcomes (intended to enable students to achieve end of key stage outcomes) :	Ideas and some content for learning: Teachers can select content from these examples, and add more of their own to enable students to achieve the outcomes.
<p>Teachers will enable students to achieve these outcomes, as appropriate to their age and stage, so that they can:</p> <p>Make sense of belief:</p> <ul style="list-style-type: none"> Describe how the life of the Buddha led to his teachings (dharma/dhamma) Explain the Buddhist dharma (i.e. universal truths, noble truths, noble path) Compare some varieties of Buddhist traditions and describe how they relate to the dharma. <p>Understand the impact:</p> <ul style="list-style-type: none"> Give reasons and examples to explain how and why Buddhists put their beliefs into action in different ways (e.g. ordained/lay; meditation in Tibetan/Zen). Show how Buddhist teachings guide them in making moral decisions (e.g. non-violence, vegetarianism) <p>Make connections:</p> <ul style="list-style-type: none"> Offer an account of what difference it makes that overcoming dukkha and attaining enlightenment is achievable by anyone without supernatural help, giving reasons Evaluate how far the ideas of the Buddhist dharma help students to make sense of the world and their own experience. 	<ul style="list-style-type: none"> Explore the key events in the life of the Buddha and how they led him to seek enlightenment. Examine some key texts used within Buddhist traditions to teach central Buddhist teachings (e.g. Dhammacakkappavattana, the Karaniya Metta Sutta, Mangala Sutta). Explore the dharma/dhamma: the key teachings of the Buddha and the impact these have on Buddhists today: <ul style="list-style-type: none"> The Three Marks of Existence; the Four Noble Truths; the Middle Way: the Noble Eightfold Path (Moral Conduct, Meditation, Wisdom). Explore what difference these ideas make to everyday life for Buddhists e.g. connect Buddhist ideas about suffering with the practices of the four Brahma Viharas (loving-kindness, compassion, sympathetic joy and equanimity), mindfulness and meditation. Read and explore some stories or wise sayings from the Pali Canon, e.g. a dramatic story in Majjhima Nikaya 86 (the second book of the Sutta Pitaka) where the Buddha persuades Angulimala, a mass-murderer, to stop killing and harming. Angulimala then becomes a disciple and eventually an arahant (enlightened being). Explain what the Buddha is saying about wisdom, justice and strength in this story. Analyse ways in which ‘engaged Buddhism’ promotes peace and justice, e.g. using the teachings and example of Thich Nhat Hanh. Explore some Buddhist symbols and artefacts beyond statues of Buddha (rupas): e.g. lotus flower, stupa, bells, mala (beads), prayer wheel, prayer flags, singing bowls, mudras (hand gestures). Introduce the Sangha – Buddhist community (traditionally ordained monks and nuns but sometimes used to apply to all Buddhists). Outline some different schools in Buddhism (i.e. Mahayana, Theravada). Introduce some diverse perspectives on Buddhism in British Buddhist communities. Compare the outlooks of a traditional perspective (e.g. Thai Forest, Tibetan, Pure Land or Zen) with a recent perspective (e.g. Triratna). Find out what it means to be Buddhist in a British context. Compare Buddhist ethics with Humanist ethics. Is Buddhism an early form of Humanism? Weigh up the unit key question: how and why do the Buddha’s life and teachings have meaning for people today? Give examples, reasons and evidence.

Unit 3.11 Why don't Hindus want to be reincarnated and what do they do about it?

The principal aim of RE is to enable pupils to hold balanced and informed conversations about religion and belief.

Learning outcomes (intended to enable students to achieve end of key stage outcomes) :	Ideas and some content for learning: Teachers can select content from these examples, and add more of their own to enable students to achieve the outcomes.
<p>Teachers will enable students to achieve these outcomes, as appropriate to their age and stage, so that they can:</p> <p>Make sense of belief:</p> <ul style="list-style-type: none"> Explain the importance of the key beliefs studied (e.g. karma, samsara, moksha) for Hindu ways of living <p>Understand the impact:</p> <ul style="list-style-type: none"> Give reasons and examples to explain how and why Hindus put their beliefs into action in different ways (e.g. paths to moksha; aims in life; varnas). Show how Hindu beliefs and teachings guide them in making moral decisions (e.g. non-violence, vegetarianism) <p>Make connections:</p> <ul style="list-style-type: none"> Give a coherent account of why a Hindu would not want to be reincarnated, and what they might do about it Evaluate how far the ideas of karma and samsara help students to make sense of the world and their own experience. 	<p>Check out lower KS2 Unit L2.7 and reinforce or build on prior learning; e.g. the story of 'the man in the well' from the Mahabharata is a good starting-point for this unit too.</p> <ul style="list-style-type: none"> Explore Hindu ideas about samsara, karma and moksha. What is the problem that causes the individual eternal self (<i>atman</i>) to be trapped within the cycle of life, death and rebirth (samsara)? Examine how the law of karma governs reincarnation. Consider how endless reincarnations is not an appealing prospect, and hence the desire to escape from samsara. Explore some of the ways Hindus can escape from samsara and attain moksha, e.g. <i>karma</i> yoga (path of unselfish action); <i>bhakti</i> yoga (path of devotion to God); <i>jnana</i> yoga (path of knowledge); <i>astanga</i> yoga (path of meditation). In the light of their studies about karma and reincarnation, explore Hindu ideas about the four aims of life (<i>punusharthas</i>): <i>dharma</i>: religious or moral duty; <i>artha</i>: economic development, providing for family and society by honest means; <i>kama</i>: regulated enjoyment of the pleasures and beauty of life; <i>moksha</i>: liberation from the cycle of birth and rebirth. Explore British Hindu teenagers' lives, their multiple identities and thoughts about their traditions. Investigate what they think about goals in life, connecting with <i>dharma</i>, <i>artha</i>, <i>kama</i> and <i>moksha</i>. Compare similarities and differences with the diverse lives of students in your class. Analyse sacred texts dealing with dharma, such as passages from the Bhagavad Gita or the Ramayana. Explore the idea of <i>dharma</i> and <i>varna</i> in modern Indian and British Hindu communities. Evaluate this system of social organisation. Explore Hindu commitments to non-violence (<i>ahimsa</i>), harmlessness and vegetarian food. Contrast this with some Western attitudes. Evaluate the proposition that the Hindu path is our best hope in the battle to protect the environment. Answer the unit question: why don't Hindus want to be reincarnated and what do they do about it?

Unit 3.12 What is good and what is challenging about being a Muslim teenager in Britain today?

The principal aim of RE is to enable pupils to hold balanced and informed conversations about religion and belief.

Learning outcomes (intended to enable students to achieve end of key stage outcomes) :	Ideas and some content for learning: Teachers can select content from these examples, and add more of their own to enable students to achieve the outcomes.
<p>Teachers will enable students to achieve these outcomes, as appropriate to their age and stage, so that they can:</p> <p>Make sense of belief:</p> <ul style="list-style-type: none"> Explain the importance of the key beliefs studied (e.g. iman, ibadah, akhlaq) for Muslim ways of living in Britain today <p>Understand the impact:</p> <ul style="list-style-type: none"> Give reasons and examples to explain how and why Muslims put their beliefs into action in different ways (e.g. Sunni/Shi'a traditions). Show how beliefs and teachings guide Muslims in responding to the challenges of life in Britain today <p>Make connections:</p> <ul style="list-style-type: none"> Give a coherent account of the challenges and opportunities of being a Muslim teenager in Britain today, offering reasons and justifications for their responses. 	<p>Check out upper KS2 Unit U2.9 and reinforce or build on prior learning – do not simply repeat material e.g. five pillars. Revise the key concepts of <i>iman</i> (faith), <i>ibadah</i> (worship and belief-in-action) and <i>akhlaq</i> (character and moral conduct). Explore how they are shown through the following ideas:</p> <ul style="list-style-type: none"> Discuss the question: <i>what is British Islam?</i> E.g. Find examples of British Muslims creating contemporary media forms, such as British Muslim TV, whose tagline is 'confidently Muslim and comfortably British'. Use their programme list to see how British Muslims are exploring their faith in a Western context. Find out about the different Muslim traditions represented in your area. Set the context, using the information in the 2011 census (see Guidance E6, page 114). Look at the different mosques and communities near you. Make use of local voices, either through visitors or using BBC archives. Explore some of the similarities and key differences between the groups, e.g. Sunni/Shi'a: six articles of faith in Sunni Islam (<i>tawhid</i>, angels, revealed books, prophets, the Day of Judgment, predestination); five roots of '<i>Usul ad-Din</i> in Shi'a Islam (<i>tawhid</i>, justice, prophethood, role of Imams, resurrection); five pillars of Sunni Islam and 10 Obligatory Acts of Shi'a Islam. Look at Muslim artists who tackle Islamophobia, such as American photographer Ridwan Adhami (www.ridwanadhami.com/). How do artists challenge stereotypes? Conduct a media survey for a week; gather evidence of stereotypes of Muslims students find in the media. How could British Muslim teenagers combat stereotypes about them? How <i>do</i> they? Be prepared to address the question of violent fundamentalist groups commandeering Islam, such as IS and Boko Haram, etc. Be prepared to discuss mainstream Muslim rejection of their actions e.g. http://bit.ly/2njqyg3 Examine the term <i>ijtihad</i> to consider some different approaches to Islam in the modern world. <i>Ijtihad</i> is the intellectual effort of qualified scholars to employ reason and analysis of authoritative sources (Qur'an and Sunnah) to find legal solutions to new and challenging situations or where sources are ambiguous on issues. Some Muslims argue that the time for <i>ijtihad</i> is past and Muslims should live according to traditional ways; some Muslims argue that it is the duty of all Muslims to engage in <i>ijtihad</i>. Find out the arguments for different views on this continuum. Consider how far the requirement for submission in Islam incorporates the highest intellectual effort, and that submission does not bypass the brain. Consider how far this applies to all religions and beliefs. Reflect on how much effort students put into working out their own ideas.

Unit 3.13 What is good and what is challenging about being a Jewish teenager in Britain today?

The principal aim of RE is to enable pupils to hold balanced and informed conversations about religion and belief.

Learning outcomes (intended to enable students to achieve end of key stage outcomes) :	Ideas and some content for learning: Teachers can select content from these examples, and add more of their own to enable students to achieve the outcomes.
<p>Teachers will enable students to achieve these outcomes, as appropriate to their age and stage, so that they can:</p> <p>Make sense of belief:</p> <ul style="list-style-type: none"> Explain the importance of the key beliefs studied for Jewish ways of living in Britain today (e.g. identity, Shabbat, tzedakah) <p>Understand the impact:</p> <ul style="list-style-type: none"> Give reasons and examples to explain how and why Jews put their beliefs into action in different ways (e.g. Orthodox and Progressive traditions) Show how beliefs and teachings guide Jews in responding to the challenges of life in Britain today <p>Make connections:</p> <ul style="list-style-type: none"> Give a coherent account of the challenges and opportunities of being a Jewish teenager in Britain today, offering reasons and justifications for their responses. 	<p>Check out upper KS2 Unit U2.10 and reinforce or build on prior learning.</p> <ul style="list-style-type: none"> Find out how young British Jews live out their religion; and what it is that gives Jewish teenagers their sense of identity; (e.g. their experience of being part of varied communities – Orthodox/Progressive; within their family; at synagogue/<i>shul</i> and <i>cheder</i>; through rituals and celebrations of Shabbat; through festivals such as Pesach/Passover and Yom Kippur). Find out how young British Jews see themselves (e.g. part of a strong but diverse tradition; part of a tradition that encourages debate and discussion; confident in their freedom to be Jewish while holding different views of God and tradition – such as place of secular Jews). Explore Jewish belief in a covenantal relationship with God as his ‘Chosen People’ (or ‘Favoured People’), with reference to how this is explained in the Torah, which documents the history and moral code of the Jews as God’s chosen people, e.g. Deuteronomy 14:2. Although Jews say that God stands in relationship with all his creation, having the Torah means that Jews have certain roles. What are these in relation to other groups, e.g. Leviticus 19:34? What are particular Jewish requirements, e.g. keeping <i>kosher</i> and Shabbat? What are Jewish requirements when it comes to social justice, e.g. <i>tzedakah</i>? How does being Jewish make a difference to people’s lives? Explore diversity within Judaism e.g. religious diversity (Orthodox/Progressive), cultural diversity (Ashkenazi/Sephardi), and how this can lead to differing practice. Discuss: How important are change, continuity and growth within the history of Judaism? Learn about Jewish theological responses to the Shoah (Holocaust). Analyse the idea that ‘theodicy is impossible after Auschwitz’. Articulate what actions we should take to prevent any similar event from ever being possible again. Challenge students – are they active in fighting prejudice? Consider the part the concept of nationhood has played in the life of the Jewish community, exploring the beliefs, teachings and attitudes towards the Promised Land. Debate: How far is it possible to separate religion from nationality? Evaluate the arguments. Find out about recent rise in anti-Semitism (e.g. reports from https://cst.org.uk/). Talk about causes and effects of this. Consider the impact on the lives of young British Jews; reflect on how society could and should overcome racist and intolerant attitudes.

Unit 3.14 How are Sikh teachings on equality and service put into practice today?

The principal aim of RE is to enable pupils to hold balanced and informed conversations about religion and belief.

Learning outcomes (intended to enable students to achieve end of key stage outcomes) :	Ideas and some content for learning: Teachers can select content from these examples, and add more of their own to enable students to achieve the outcomes.
<p>Teachers will enable students to achieve these outcomes, as appropriate to their age and stage, so that they can:</p> <p>Make sense of belief:</p> <ul style="list-style-type: none"> • Explain the key beliefs of Sikhism (e.g. about God and the gurus; nam japna, kirt karna and vand chakna) and their importance for Sikhs living in Britain today • Explain how Sikhs interpret the Mool Mantar and what it tells them about God, life and how to live <p>Understand the impact:</p> <ul style="list-style-type: none"> • Give reasons and examples to explain how and why Sikhs put their beliefs into action in different ways (e.g. compare Kartarpur to UK today; choice to become amritdhari or not) • Show how beliefs and teachings guide Sikhs in responding to the challenges of life in Britain today (e.g. call for equality and service) <p>Make connections:</p> <ul style="list-style-type: none"> • Offer an account of the value and impact of Sikh practice of service and equality in the UK today. • Comment on whether the Sikh emphasis on equality and service has anything to say to students themselves, offering reasons and justifications for their responses. 	<p>Check out lower KS2 Unit L2.8 and reinforce or build on prior learning.</p> <ul style="list-style-type: none"> • Find out how and why Sikhs remember God: use stories of Guru Nanak, including his disappearance and revelation of God; use Guru Nanak’s words in the <i>Mool Mantar</i> and analyse what these say about Sikh beliefs about God. Explore Guru Nanak’s teaching about equality, exemplified in the community he founded at Kartarpur. What implications did this teaching have for Muslims and Hindus at the time? • Examine how the teachings and lives of Guru Nanak and the Gurus guide Sikh living today. Explore examples of how they are put into practice by Sikhs (e.g. impact of <i>sewa</i> (loving action); equality of women; <i>langar</i> meal; <i>gurdwara</i> open to all). How are these teachings communicated in the Guru Granth Sahib? • Find out about a Sikh’s three duties: <i>nam japna</i> (meditation on God’s name), <i>kirt karna</i> (hard work) and <i>vand chakna</i> (sharing, charitable giving). Discover how these can be fulfilled in the <i>gurdwara</i> and how the <i>gurdwara</i> helps Sikhs in their relationship with God. • Explore the Sikh path of life, from being self-centred (<i>manmukh</i>) to being God-centred (<i>gurmukh</i>), overcoming the ego (<i>haumai</i>) by living according to the will of God (<i>hukam</i>); how this enables a person to escape from the cycle of life, death and rebirth (<i>samsara</i>) and achieve liberation (<i>mukti</i>). • Find out about what it means to be <i>amritdhari</i> Sikh: the obligations (<i>rahit</i> – 5 Ks, prayer) and prohibitions (<i>kurahit</i> – prohibitions such as not cutting hair, no harmful drugs, no adultery, etc). Consider the implications of being <i>amritdhari</i> at school. Note that there is diversity in Sikh practice and that not all Sikhs are <i>amritdhari</i>. • Consider the questions of Sikh identity in modern British culture, from religious and sociological perspectives. Investigate what it means to be a young Sikh in Britain today. • Read the ‘British Sikh Report (BSR) 2015’ online, a quantitative analysis of the attitudes and actions of the British Sikh community. List the ways Sikhs view life in Britain as good, and ways Sikhs make a positive difference to life in Britain. Devise a diagram of the multiple identities of British Sikhs. • Find out about Gurmurkhi, the language developed by Guru Nanak so people from all castes could read the Sikh scriptures. The 2014 BSR notes that only 26% of British Sikhs can understand Gurmurkhi or Punjabi (2014, p.23). To what extent is this a challenge for Sikh teenagers: are they losing touch with their roots, or putting down new ones?

Unit 3.15 What difference does it make to be an atheist or agnostic in Britain today?

The principal aim of RE is to enable pupils to hold balanced and informed conversations about religion and belief.

Learning outcomes (intended to enable students to achieve end of key stage outcomes) :	Ideas and some content for learning: Teachers can select content from these examples, and add more of their own to enable students to achieve the outcomes.
<p>Teachers will enable students to achieve these outcomes, as appropriate to their age and stage, so that they can:</p> <p>Make sense of belief:</p> <ul style="list-style-type: none"> • Explain what is meant by the terms atheist and agnostic, and give reasons for the range of views that can be covered by these terms (e.g. SBNR, ‘nones’, Humanists etc) • Explain what sources of authority non-religious people might use and why, to decide how to live <p>Understand the impact:</p> <ul style="list-style-type: none"> • Give reasons and examples to explain how and why non-religious people put their beliefs into action in different ways (e.g. from indifference through to hostility to religion; from seeking riches to activism) • Show how Humanist beliefs/principles guide some non-religious people in making moral decisions. <p>Make connections:</p> <ul style="list-style-type: none"> • Offer an account of the significance and impact of non-religious beliefs in the changing religious landscape of the UK • Evaluate how far the non-religious beliefs and practices studied help students to make sense of the world, offering reasons and justifications for their responses. 	<ul style="list-style-type: none"> • Look at the 2011 Census results (headlines in E6 Guidance page 114; key information from Office for National Statistics http://bit.ly/2jvyrbw). Note how many people are recorded as ‘not religious’, and the diverse breakdown of these ‘nones’, as they are sometimes called: – including atheist, agnostic, Humanist and Jedi...). Comment on these numbers and the changes from 2001. • Use 2012 Theos Report <i>Post-Religious Britain? The Faith of the Faithless</i> (www.theosthinktank.co.uk/research/2012/11/28/post-religious-britain-the-faith-of-the-faithless) to find out more about the varied beliefs of atheists, the ‘non-religious’ and those who never participate in religious services (e.g. 11% of atheists describe themselves as Christian; 15% believe in life after death etc). Reflect on this information and try and give reasons for the diversity. • Explore the identity of people who are ‘spiritual but not religious’ (SBNR) (e.g. via work of Linda Woodhead, see Guardian Comment is Free, May 2012 http://bit.ly/2mofcgs). Describe some beliefs and practices that might characterise this group. • Consider alternative non-religious rituals, such as the Sunday Assembly. Investigate non-religious ceremonies e.g. weddings, funerals and namings (www.humanism.org.uk/ceremonies/find-a-celebrant/). To what extent do non-religious people replicate the practices of religion, without the supernatural, and why? Look at the ideas of Alain de Botton, who looks to retrieve the personal and community benefits of religion without the supernatural elements (see <i>Religion for Atheists</i>, 2012). • Find out about Humanist beliefs, as presented by Humanists UK and any local group near you. Invite a Humanist in to talk about being ‘godless’ ‘Happy Humanists’. Explore the arguments they offer for living a life without religion, and the key ideas and beliefs that are at the heart of this non-religious worldview (e.g. the universe as a natural phenomenon best understood through science; the importance of making this life meaningful without belief in any kind of afterlife; the importance of using human reason, empathy, compassion and respect when deciding how to act; see http://understandinghumanism.org.uk/ for ideas and resources) • Consider the range of beliefs encompassed by the term ‘non-religious’, from the ‘SBNRs’, through some agnostics who may be indifferent to religion, to some atheists who seek to persuade people of the falsehood of religious beliefs. Find some examples of people with this range of views, perhaps including some of your students. To what extent is it fair to describe the ‘non-religious’ in relation to religion? On the basis of their studies, answer the unit question: what difference(s) does it make to be an atheist or agnostic in Britain today?

Unit 3.16 Good, bad; right, wrong: how do I decide?

The principal aim of RE is to enable pupils to hold balanced and informed conversations about religion and belief.

Learning outcomes (intended to enable students to achieve end of key stage outcomes) :	Ideas and some content for learning: Teachers can select content from these examples, and add more of their own to enable students to achieve the outcomes.
<p>Teachers will enable students to achieve these outcomes, as appropriate to their age and stage, so that they can:</p> <p>Make sense of belief:</p> <ul style="list-style-type: none"> • Explain the differences between absolute and relative morality and what difference they make for how people decide what is right and wrong • Explain how and why people use and make sense of different sources of authority in deciding how to live <p>Understand the impact:</p> <ul style="list-style-type: none"> • Show how some religious and non-religious ideas, beliefs and teachings guide people in making moral decisions • Give reasons and examples to explain why people come to different views on moral issues. <p>Make connections:</p> <ul style="list-style-type: none"> • Offer a coherent account of the impact of beliefs on how people decide what is right and wrong, comparing two views (e.g. one religious and one non-religious; or contrasting religious views, within or between faith traditions) • Evaluate how far the beliefs and principles studied help students to make sense of the world, offering reasons and justifications for their responses. 	<ul style="list-style-type: none"> • Examine the key terms: ethics, morality, absolute morality, relative morality, and how beliefs, values and principles act as a guide for moral decision-making, using case studies and moral dilemmas. Allow students to reflect upon their own process of moral decision-making throughout this unit. • Consider where people get their moral values from e.g. society; family; conscience; religion; explore which have most authority and why. • Explore how Christians, Buddhists, Sikhs or Muslims decide what is right and wrong, through looking at teachings and codes for living in Christianity and at least one other religion; how these are applied to everyday living and social issues; reflect on the practice of virtue as well as the application of laws. • Christianity: Teachings of Jesus: Sermon on the Mount (Matthew 5-7); Two Great Commandments (Matthew 22 v36-39); The Golden Rule (Matthew 7 v12); Sheep and the Goats (Matthew 25 v31-46). Consider humanity from a Christian perspective of being at once ‘fallen’ and ‘in the image of God’. How do they affect Christian ideas about how to be good? • Sikhism: Meditation on God’s name (<i>nam japna</i>); honest work (<i>kirt karna</i>); sharing (<i>vand chakna</i>); service to others (<i>sewa</i>) regardless of colour, caste, class or creed; obeying God’s will. • Buddhism: The Five Moral Precepts and the four Brahma Viharas. Find out what ‘good’ involves in Buddhist communal life. What approach to living do Buddhist principles demand? Some Buddhists might prefer the term ‘wise’ to ‘good’, and ‘unwise’ to ‘bad’ or ‘evil’. The Buddha frequently described actions as skilful (good) or unskilful (bad). Discuss what difference it makes to strive for ‘wisdom’ rather than ‘goodness’. • Islam: Muslim teachings in the Qur’an e.g. righteousness comes from <i>iman</i>, assenting to the seven key beliefs (2:177); some things forbidden by Allah (7:33); fasting and zakat in the five pillars; <i>ihsan</i> (excellence, doing what is good; from the Hadith of Gabriel). Consider the importance of submission in Islam and how this affects moral decision-making. Consider why Ibrahim’s willingness to sacrifice his Ismail made him the perfect Muslim. For Muslims, what is the necessity and benefit of submission to Allah? • Non-religious: Compare religious moral rules with non-religious moral principles. For example, enquire into non-religious ethicist Peter Singer’s charity ‘The Life you can Save’. Singer is not inspired by God to be good; debate how far God or religion encourages and inspires loving actions. • Reflect upon what students have learned about their own ways of thinking and deciding about moral issues.

Unit 3.17 How far does it make a difference if you believe in life after death?

The principal aim of RE is to enable pupils to hold balanced and informed conversations about religion and belief.

Learning outcomes (intended to enable students to achieve end of key stage outcomes) :	Ideas and some content for learning: Teachers can select content from these examples, and add more of their own to enable students to achieve the outcomes.
<p>Teachers will enable students to achieve these outcomes, as appropriate to their age and stage, so that they can:</p> <p>Make sense of belief:</p> <ul style="list-style-type: none"> • Explain the key beliefs about life after death in at least two traditions • Explain how and why Christians interpret biblical sources about life after death differently (e.g. Protestant/Catholic) <p>Understand the impact:</p> <ul style="list-style-type: none"> • Show how religious and non-religious beliefs about life after death affect the way people live, including how death is marked • Give reasons and examples to explain why people have different views on the idea of life after death. <p>Make connections:</p> <ul style="list-style-type: none"> • Offer a coherent account of the impact of beliefs about life after death, comparing two views (e.g. one religious and one non-religious; or contrasting religious views, within or between faith traditions) • Evaluate how far different ideas about life after death help students to make sense of the world, offering reasons and justifications for their responses. 	<ul style="list-style-type: none"> • Consider a range of reasons people give for belief in life after death (e.g. religious teachings, religious and near-death experiences, desire for justice to offset unjust world etc). Reflect on the persistence of this belief and consider why it is so enduring. The charity Christian Aid often runs the tagline ‘we believe in life before death’. Discuss which is more important, this life or a possible one to come? To what extent does one affect the other? • Examine and compare a range of beliefs and teachings about death, e.g. <ul style="list-style-type: none"> ○ Hindu ideas: see Unit 3:11 ○ Christian ideas: explore some Christian teachings (e.g. resurrection appearances of Jesus, such as in Luke 24; John 5:24-25, 28-29; John 14:1-7; 1 Corinthians 15:51-56; Revelation 21:1-4; the Nicene Creed states the Christian belief in a life after bodily death). What do these teachings say about what life after death is like? How do Christians interpret them differently? Consider how different Christian traditions offer different ideas about life after death, e.g. purgatory, heaven, hell, eternal soul or bodily resurrection. Explore the kinds of music, hymns and songs used at Christian and secular funeral services. What do the words used tell us about different beliefs about life and life after death in Britain today? ○ Muslim ideas about Paradise, <i>akhirah</i> and the Day of Judgment (e.g. resurrection of the body, Qur’an 56:60-61; accounting for actions, Qur’an 23:99-100; standing before God as Judge, Qur’an 35:18; deeds recorded in Book of Life, Qur’an 17:13-14; heaven and hell, Qur’an 32:17). Treatment of the body, burial. ○ Buddhist teachings on samsara, <i>karma/kamma</i>, <i>rebirth</i> and <i>nirvana/nibbana</i>, the roles of <i>arhat</i> and <i>Bodhisattva</i>. ○ Sikh ideas of immortality of the soul, reincarnation and <i>mukti</i>. ○ Humanist ideas: this life is all there is, the human person is annihilated at death, and so the only kind of immortality is by remembrance, which is limited. Humanists UK affirm Humanist ethics ‘for the one life we have’. Humanists think the lack of an afterlife is a reason to make the most of this life. Reflect on whether ‘one life’ a liberating or terrifying notion. • Consider the effects of these beliefs on the lives of individuals and communities, e.g. impact of beliefs about rewards/punishments on moral choices, and implications of believing that there is no judgement after death. How far does the idea of an afterlife help religious people live a good earthly life? Is existence a state of suffering, an ordeal to endure on a path to eternal happiness, or a chance to achieve one’s goals and hopes?

Unit 3.18 Why is there suffering? Are there any good solutions?

The principal aim of RE is to enable pupils to hold balanced and informed conversations about religion and belief

Learning outcomes (intended to enable students to achieve end of key stage outcomes) :	Ideas and some content for learning: Teachers can select content from these examples, and add more of their own to enable students to achieve the outcomes.
<p>Teachers will enable students to achieve these outcomes, as appropriate to their age and stage, so that they can:</p> <p>Make sense of belief:</p> <ul style="list-style-type: none"> Compare and explain two religious views of why humans suffer. Explain at least two solutions to suffering offered by religious traditions. <p>Understand the impact:</p> <ul style="list-style-type: none"> Show how some religious and non-religious beliefs and teachings affect how people respond to suffering Give reasons and examples to explain why people respond to suffering in different ways (e.g reject God; seek to heal the world). <p>Make connections:</p> <ul style="list-style-type: none"> Offer a coherent account of the causes of suffering and the solutions offered by at least one religious tradition. Evaluate how far it is the case that religions exist to help humans cope with suffering, fear and despair, offering reasons and justifications for their responses. 	<ul style="list-style-type: none"> Explore questions raised by the experience of suffering, in relation to God, the world, human life and life after death. Explore different causes and types of suffering: emotional, physical, existential. Consider how suffering differs around the world, e.g. compare relative poverty to absolute poverty. Consider the phrase ‘first world problems’ – do students suffer from these? Is suffering a natural human state, wherever we live and whatever we have? Explore Jewish Bible/Christian Old Testament accounts of why we suffer. Link with Unit 3.3 and the story of the ‘Fall’ in Genesis 3. Explore some Christian understandings of how sin is the root cause of human problems. Read some Proverbs, e.g. Proverbs 10:1 and 22:1. If we follow these instructions (work hard, don’t be greedy, be obedient, etc.) will we avoid suffering? Compare to Job, who demands to know why the righteous suffer. Explore the story of Job (build on Unit 3.5). Read God’s answers in e.g. Job 38:2–11. How far is Job happy with this response and why? How do Christians respond to Job’s example? Can students suggest alternative answers to Job as to why good people suffer? In the New Testament, Jesus says his followers should alleviate suffering. In Matthew 25:31–46 Jesus explains that when ‘you help one of my brothers/sisters, you help me’. Is there suffering because humans do not help each other? Explore examples of Christians who seek to alleviate suffering. Explore a philosophical approach: how can a good God allow suffering? Many people argue that God cannot be good, or that God does not exist. How do Christians see the death and resurrection of Jesus (the ‘crucified God’, says Jurgen Moltmann) as an answer to the challenge of the problem of suffering? Explore Buddhist explanations of the suffering as <i>dukkha</i> (sometimes translated as ‘unsatisfactoriness’) (1st Noble Truth). We cause <i>dukkha</i> through craving (2nd Noble Truth). Look for examples of how craving brings <i>dukkha</i> in the lives of individuals. How far does this reflect students’ own experience? Find out about the Buddhist solution to suffering: cessation of craving (<i>tanha</i>) through following the Noble Eightfold Path (3rd and 4th Noble Truths). How does the Noble Eightfold Path offer a map to escape the jaws of <i>dukkha</i>? Consider how far humans are responsible for causing discontentment <i>and</i> overcoming it. Link with Unit 3.17 and evaluate how far Christian, Buddhist and Humanist beliefs about life after death affect their views on suffering. Ask students to summarise each religious teaching, e.g. behave well and trust God (Jewish/Old Testament), get your hands dirty; follow Jesus (New Testament), stop wanting what you cannot have (Buddhism). Evaluate each and express students’ own responses to the question: Are there any good solutions to suffering?

Unit 3.19 How can people express the spiritual through the arts?

The principal aim of RE is to enable pupils to hold balanced and informed conversations about religion and belief.

Learning outcomes (intended to enable students to achieve end of key stage outcomes) :	Ideas and some content for learning: Teachers can select content from these examples, and add more of their own to enable students to achieve the outcomes.
<p>Teachers will enable students to achieve these outcomes, as appropriate to their age and stage, so that they can:</p> <p>Make sense of belief:</p> <ul style="list-style-type: none"> • Compare and explain at least two ways to describe ‘the spiritual’ • Explain how and why music and art are important ways of expressing the spiritual. <p>Understand the impact:</p> <ul style="list-style-type: none"> • Show how people express spirituality in different ways (e.g. through art, music, activism) • Give reasons and examples to explain how music and art can help people understand big ideas in their tradition. <p>Make connections:</p> <ul style="list-style-type: none"> • Offer a coherent account of the value of spirituality in the lives of religious and non-religious people, including themselves • Evaluate how far growing up in a tradition will shape the way someone sees all aspects of life, offering insights, reasons and justifications for their responses. 	<ul style="list-style-type: none"> • Explore a range of definitions of ‘spiritual’ and ‘spirituality’, including students’ ideas. Investigate what some people mean by ‘living a spiritual life’ or being a spiritual person. • Muslims: explore ways in which Muslim art overcomes the prohibition on picturing God and still expresses faith <i>and</i> activism, belief <i>and</i> ethical ideals e.g. British Muslim artist and activist Ali Omar Ermes. How far did Muhammad himself combine social ethics, activism and faith? • Christians: learn that Christians represent Jesus in Christian art because <i>he</i> represented himself as a human in becoming incarnate (e.g. John 1:14). Explore diverse cultural or ethnic depictions of Jesus. Why do Christians want to portray Jesus as the same type of person as them? What does this tell us about what Jesus is to Christians? How do artists convey Jesus as God and human? • Buddhists: find out about sand mandalas, representations of the universe to aid meditation in Tibetan Buddhism. Watch a video to see how the mandalas are destroyed, to remind Buddhists of the all-important teaching of impermanence. Make a mandala (with pasta and rice). How difficult is it for students to destroy their own mandala? Why is impermanence an important idea in Buddhism? • Jews: listen to some <i>klezmer</i>, the music of Ashkenazi Jewish communities, played at joyful events (<i>simcha</i>) such as weddings. The music, a mixture of religious phrases, lively folk tunes and mournful, wordless passages evoking the human voice, is designed to make people want to dance, to feel joy, sadness and hope. The <i>Hasidim</i> (ultra-Orthodox Jews) used klezmer to attain joyful connection with God. Explore whether the human experiences of love, longing and joy are central to spirituality. Consider whether spiritual experiences are always positive. • Sikhs: explore why music takes central stage in Sikh worship, and how it is used as a way to alter the emotional state to reach a better understanding of God. The scriptures are written in 60 different melodies that each establish a mood. E.g. Raag Asa (inspiration and courage), Raag Asavari (enthusiasm). Explain why music can be seen as a spiritual form of expression. • Examine these methods of expressing and exploring the spiritual beyond words. How far do music and the visual arts access the spiritual dimension (including Rudolf Otto’s idea of the <i>mysterium tremendum et fascinans</i>), in a way rational thought and discussion cannot? • Express creatively their own sense of the spiritual, and use art, music, poetry, text to express personal reflections on key themes e.g. God, incarnation, salvation, justice, impermanence, hope.

C.8 RE for 14s-19s

Statutory Requirements

All state-funded schools must teach RE to all students on school rolls, including all those in 14–19 education (unless withdrawn by their parents, or, if 18 or over, they withdraw themselves). RE must be taught at every year group. It is important that teaching enables suitable progression from the end of Key Stage 3, in varied ways that meet the learning needs of all students. All students can reasonably expect their learning will be accredited, and **this Diocesan Syllabus requires that all 14-16 students should pursue an accredited course** approved under Section 96¹⁴, in line with the Statement of Entitlement¹⁵, which states that

“All pupils in Church schools should follow a recognised and appropriate qualification or course in RE or Religious Studies at KS4. This includes pupils who have SEND.”

This Syllabus states that schools should also provide opportunities for those who wish to take A-levels, alongside core RE for 16-19s. The minimum requirement is 10 hours of core RE across Y12-Y13.

Appropriate modes of accreditation include nationally accredited courses in RE such as GCSE and A level RS, and a wide range of enrichment courses and opportunities, such as the Extended Project Qualification. Good practice examples include many schools where all students take GCSE RS courses at 16, since these qualifications are an excellent platform for 14–16 RE.

Curriculum balance

The Statement of Entitlement requirements are as follows:

- At KS4 the study of Christianity will be a significant and substantial part of any Religious Studies qualification.
- At KS5, students will continue the study of Christianity and other religions and worldviews within the provision of core RE.

What do students gain from RE at this age?

All students should extend and deepen their knowledge and understanding of religions and worldviews (including non-religious worldviews), explaining local, national and global contexts. Building on their prior learning, they appreciate and appraise the nature of different religions and worldviews in systematic ways. They should use a wide range of concepts in the field of Religious Studies confidently and flexibly to contextualise and analyse the expressions of religions and worldviews they encounter. They should be able to research and investigate the influence and impact of religions and worldviews on the values and lives of both individuals and groups, evaluating their impact on current affairs. They should be able to appreciate and appraise the beliefs and practices of different religions and worldviews with an increasing level of discernment based on interpretation, evaluation and analysis, developing and articulating well-reasoned positions. They should be able to use different disciplines of religious study to analyse the nature of religion.

Specifically students should be taught to:

- Investigate and analyse the beliefs and practices of religions and worldviews using a range of arguments and evidence to evaluate issues and draw balanced conclusions;
- Synthesise their own and others' ideas and arguments about sources of wisdom and authority using coherent reasoning, making clear and appropriate references to their historical, cultural and social contexts;
- Develop coherent and well-informed analysis of diversity in the forms of expression and ways of life

¹⁴ Section 96 of the Learning and Skills Act 2000. This requires maintained schools to provide only qualifications approved by the Secretary of State. www.dfes.gov.uk/section96/uploads/download_records_full.xls

¹⁵ *Religious Education in Church of England Schools: A Statement of Entitlement 2019*
www.churchofengland.org/sites/default/files/2019-02/RE%20Statement%20of%20Entitlement%20for%20Church%20Schools.pdf

found in different religions and worldviews;

- Use, independently, different disciplines and methods by which religions and worldviews are to analyse their influence on individuals and societies;
- Account for varied interpretations of commitment to religions and worldviews and for responses to profound questions about the expression of identity, diversity, meaning and value;
- Argue for and justify their own positions with regard to key questions about the nature of religion, providing a detailed evaluation of the perspectives of others;
- Enquire into and develop insightful evaluations of ultimate questions about the purposes and commitments of human life, especially as expressed in the arts, media and philosophy;
- Use a range of research methods to examine and critically evaluate varied perspectives and approaches to issues of community cohesion, respect for all and mutual understanding, locally, nationally and globally;
- Research and skilfully present a wide range of well-informed and reasonable arguments which engage profoundly with moral, religious and spiritual issues.

D. Assessing Pupils' Progress in Religious Education

D.1 Assessment, achievement and attainment

In RE, by the end of each key stage, pupils are expected to know, understand and apply the concepts, skills and processes specified in the relevant Programme of Study, as in all subjects of the curriculum. The expectation is that pupils' achievements will be weighed up by teachers using criteria arising from the Programmes of Study.

Assessment in this Diocesan syllabus is related to end-of-phase expectations

- In RE, at 7, 11 and 14, pupils should show that they know, understand and apply the concepts, skills and processes specified in the Programmes of Study. In addition, this syllabus offers a mid-way marker for end of Y4, age 9, to help show pupils' progress through KS2.
- The end-of-phase outcomes are set out on page 16 and repeated within each section of the syllabus. These allow teachers to see how they represent progress in relation to knowledge, understanding and skills. Within each unit outline, learning outcomes are presented that relate to the end-of-phase outcomes. Whilst the end-of-phase outcomes are general, the unit learning outcomes are specifically related to the content (knowledge and skills) required to address the key question.
- The learning outcomes for each unit are expressed in relation to the three elements of the teaching and learning approach (making sense of beliefs, understanding the impact, making connections).
- Note that the spiral nature of the curriculum means that pupils will encounter some of the same concepts in different questions at different key stages. Exploring the same concepts again, from a different perspective and using different materials, is essential to support pupils' ability to connect ideas and develop a coherent understanding of religion and belief, consolidating and embedding learning.

The learning outcomes in this syllabus support teachers in assessing whether pupils are on track to meet end-of-phase and end-of-key stage expectations

- Assessment requires teachers to know what individual pupils know and can do. The learning outcomes on each key question outline will help teachers to assess this, and to devise appropriate learning activities to enable pupils to secure their understanding and skills.
- Schools need to be able to track progress of pupils. Using the unit learning outcomes as stepping stones towards the end of phase outcomes will allow teachers to track progress across a year group. This is not the same as giving pupils a 'level'. Teachers will know that pupils' understanding at the start of a topic will necessarily dip as they encounter new material. Where a key question is building on previous learning (which will become more and more evident as the syllabus is implemented over the long-term), pupils will start with some prior knowledge. Building upon this will help pupils to make more progress.
- An example of summative assessment that could be reported for accountability purposes within the school year would be to make a judgement of that pupil's performance at the end of a unit of work. A teacher could use her/his professional judgement and look at work samples, recall discussions and other responses to teaching and learning and then record whether a pupil is (for example) emerging, meeting expectations, or exceeding the specific unit outcomes.
- Schools will need to adapt the information they gain from the learning outcomes to whichever tracking system their school uses. Schools are encouraged to avoid mechanical 'tick-boxing' exercises and focus their assessment on supporting individual pupils to develop their knowledge, understanding and skills in RE.

The unit and end-of-phase learning outcomes support teachers' planning for all pupils

- Teachers in RE should plan their approach to the whole key stage with the learning intentions of the end of the phase/key stage in clear view.
- Using the learning outcomes for each key question is also essential when planning learning activities for pupils. Classroom activities should enable pupils to build up knowledge and understanding, in a variety of ways, allowing pupils plenty of opportunities to achieve the outcomes. Through the unit, teachers should be aware of how far pupils achieve the outcomes, so as to guide their next steps in teaching.
- The learning outcomes may be broken down further into smaller 'I can' statements by teachers when planning lessons and learning activities for pupils (see page 81 for examples).
- Setting high expectations early in the key stage, in terms of the matters, skills and processes of RE is most likely to enable pupils to reach the highest possible standards for all groups of pupils.

The end of key stage statements can be used for reporting to parents

- As with all subjects of the curriculum, parents are entitled to expect an annual report which clearly describes the progress and achievement of each child in relation to the Programme of Study in RE.
- Good RE reporting is individual, positive, criterion-referenced, accurate and diagnostic.

D.2 Using unit and end-of-phase outcomes for assessing pupils' learning

Below are some examples to show what kind of response a pupil might give to show that they have achieved the unit learning outcomes.

End-of-phase outcome: KS1	Unit outcomes: Unit 1.1 God	Examples of pupil-friendly 'I can'/'You can...'/ 'Can you..?' statements
<p>Making sense of beliefs</p> <ul style="list-style-type: none"> Identify core beliefs and concepts studied and give a simple description of what they mean Give examples of how stories show what people believe (e.g. the meaning behind a festival) Give clear, simple accounts of what stories and other texts mean to believers 	<ul style="list-style-type: none"> Identify what a parable is Tell the story of the Lost Son from the Bible simply and recognise a link with the Christian idea of God as a forgiving Father Give clear, simple accounts of what the story means to Christians 	<p>I can/You can/Can you...?</p> <p>...explain how the parable of the Lost Son teaches Christians about God's love and forgiveness (Pupils' responses might include some of the following: e.g. Christians say God is like the father in the story. The father forgives his son, even after running off to do his own thing. The father runs to his son – he wants him back. God wants people to turn back to him too: he is ready to forgive. Christians say God is loving not angry.)</p>
<p>Understanding the impact</p> <ul style="list-style-type: none"> Give examples of how people use stories, texts and teachings to guide their beliefs and actions Give examples of ways in which believers put their beliefs into practice 	<ul style="list-style-type: none"> Give at least two examples of a way in which Christians show their belief in God as loving and forgiving (e.g. by saying sorry, by seeing God as welcoming them back; by forgiving others) Give an example of how Christians put their beliefs into practice in worship (e.g. by saying sorry to God) 	<p>I can/You can/Can you...?</p> <p>... say why Christians pray and say sorry to God for forgiveness (e.g. Christians know they go their own way and think, say and do bad things – they sin even though they want to be good. They believe God is very willing to forgive if they are sorry.)</p> <p>...explain why Christians try to forgive others (e.g. Jesus teaches that Christians should love like God does, including forgiving those who do wrong. This is like the father in the parable.)</p>
<p>Making connections</p> <ul style="list-style-type: none"> Think, talk and ask questions about whether the ideas they have been studying, have something to say to them Give a good reason for the views they have and the connections they make Talk about what they have learned 	<ul style="list-style-type: none"> Think, talk and ask questions about whether they can learn anything from the story for themselves, exploring different ideas Give a reason for the ideas they have and the connections they make 	<p>I can/You can/Can you...?</p> <p>... talk and ask questions to explore the meaning of the story for me (e.g. Who am I most like in this story? Do I think it is good to say sorry? I don't believe in God/I'm not sure about God, but is there something for me in this story?)</p> <p>... give a reason for my ideas (e.g. I like the father because he lets his son make his own mistakes/because he is generous and forgiving. I don't know who I am like in the story but I'd like to be kind. I don't believe in God/I'm not sure about God, but I think that it is good to say sorry and to forgive others who say sorry. I think the brother is jealous and that messes up his love for his family.)</p>

These example 'I can' statements are only a sample, indicating stepping stones towards pupils achieving the highlighted unit outcomes. Teachers can develop their own, as long as they stay close to the unit outcomes.

The example pupil statements are also only a sample. They are not intended to be the complete answers. They illustrate the kind of response that is appropriate at each phase. The language is not written in the way pupils might express the ideas themselves, but it is indicative of the kind of content teachers might expect to hear in pupils' responses.

D3. Unit outcomes

The following pages set out all the end-of-unit outcomes for Y1-6, to help to show how pupils are expected to make progress towards the end-of-phase outcomes.

KS1 unit outcomes:

End KS1 <i>Pupils can...</i>	1.1 God	1.2 Creation	1.3 Incarnation	1.4 Gospel	1.5 Salvation
<ul style="list-style-type: none"> Identify core beliefs and concepts studied and give a simple description of what they mean Give examples of how stories show what people believe (e.g. the meaning behind a festival) Give clear, simple accounts of what stories and other texts mean to believers. 	<ul style="list-style-type: none"> Identify what a parable is Tell the story of the Lost Son from the Bible simply and recognise a link with the Christian idea of God as a forgiving Father. Give clear, simple accounts of what the story means to Christians 	<ul style="list-style-type: none"> Retell the story of creation from Genesis 1:1–2.3 simply. Recognise that ‘Creation’ is the beginning of the ‘big story’ of the Bible. Say what the story tells Christians about God, Creation and the world. 	<ul style="list-style-type: none"> Give a clear, simple account of the story of Jesus’ birth and why Jesus is important for Christians. Recognise that stories of Jesus’ life come from the Gospels. 	<ul style="list-style-type: none"> Tell stories from the Bible and recognise a link with the concept of ‘Gospel’ or good news. Give clear, simple accounts of what Bible texts (such as the story of Matthew the tax collector) mean to Christians. Recognise that Jesus gives instructions to people about how to behave. 	<ul style="list-style-type: none"> Recognise that Incarnation and Salvation are part of a ‘big story’ of the Bible. Tell stories of Holy Week and Easter from the Bible and recognise a link with the idea of Salvation (Jesus rescuing people). Recognise that Jesus gives instructions about how to behave.
<ul style="list-style-type: none"> Give examples of how people use stories, texts and teachings to guide their beliefs and actions Give examples of ways in which believers put their beliefs into practice 	<ul style="list-style-type: none"> Give at least two examples of a way in which Christians show their belief in God as loving and forgiving (e.g. by saying sorry, by seeing God as welcoming them back; by forgiving others) Give an example of how Christians put their beliefs into practice in worship (e.g. by saying sorry to God) 	<ul style="list-style-type: none"> Give at least one example of what Christians do to say thank you to God for Creation. 	<ul style="list-style-type: none"> Give examples of ways in which Christians use the story of the nativity to guide their beliefs and actions at Christmas. 	<ul style="list-style-type: none"> Give at least two examples of ways in which Christians follow the teachings studied about forgiveness and peace, and bringing good news to the friendless. Give at least two examples of how Christians put these beliefs into practice in the Church community and their own lives (for example: charity, confession). 	<ul style="list-style-type: none"> Give at least three examples of how Christians show their beliefs about Jesus’ death and resurrection in church worship at Easter.
<ul style="list-style-type: none"> Think, talk and ask questions about whether the ideas they have been studying, have something to say to them. Give a good reason for the views they have and the connections they make. 	<ul style="list-style-type: none"> Think, talk and ask questions about whether they can learn anything from the story for themselves, exploring different ideas Give a reason for the ideas they have and the connections they make. 	<ul style="list-style-type: none"> Think, talk and ask questions about living in an amazing world Give a reason for the ideas they have and the connections they make between the Christian/Jewish Creation story and the world they live in. 	<ul style="list-style-type: none"> Decide what they personally have to be thankful for, giving a reason for their ideas Think, talk and ask questions about Christmas for people who are Christians and for people who are not. 	<ul style="list-style-type: none"> Think, talk and ask questions about whether Jesus’ ‘good news’ is only good news for Christians, or if there are things for anyone to learn about how to live, giving a good reason for their ideas. 	<ul style="list-style-type: none"> Think, talk and ask questions about whether the story of Easter only has something to say to Christians, or if it has anything to say to pupils about sadness, hope or heaven, exploring different ideas and giving a good reason for their ideas.

End KS1 <i>Pupils can...</i>	1.6 Muslims	1.7 Jews	1.8 Belonging	1.9 Sacred places	1.10 World and others
<ul style="list-style-type: none"> Identify core beliefs and concepts studied and give a simple description of what they mean Give examples of how stories show what people believe (e.g. the meaning behind a festival) Give clear, simple accounts of what stories and other texts mean to believers. 	<ul style="list-style-type: none"> Recognise the words of the Shahadah and that it is very important for Muslims Identify some of the key Muslim beliefs about God found in the Shahadah and the 99 names, and give a simple description of what some of them mean Give examples of how stories about the Prophet show what Muslims believe about Muhammad. 	<ul style="list-style-type: none"> Recognise the words of the Shema as a Jewish prayer Re-tell simply some stories used in Jewish celebrations (e.g. Chanukah) Give examples of how the stories used in celebrations (e.g. Shabbat, Chanukah) remind Jews about what God is like. 	<ul style="list-style-type: none"> Recognise that loving others is important in lots of communities. Say simply what Jesus and one other religious leader taught about loving other people. 	<ul style="list-style-type: none"> Recognise that there are special places where people go to worship, and talk about what people do there Identify at least three objects used in worship in two religions and give a simple account of how they are used and something about what they mean Identify a belief about worship and a belief about God, connecting these beliefs simply to a place of worship 	<ul style="list-style-type: none"> Identify a story or text that says something about each person being unique and valuable Give an example of a key belief some people find in one of these stories (e.g. that God loves all people) Give a clear, simple account of what Genesis 1 tells Christians and Jews about the natural world
<ul style="list-style-type: none"> Give examples of how people use stories, texts and teachings to guide their beliefs and actions Give examples of ways in which believers put their beliefs into practice 	<ul style="list-style-type: none"> Give examples of how Muslims use the Shahadah to show what matters to them Give examples of how Muslims use stories about the Prophet to guide their beliefs and actions (e.g. care for creation, fast in Ramadan) Give examples of how Muslims put their beliefs about prayer into action. 	<ul style="list-style-type: none"> Give examples of how Jewish people celebrate special times (e.g. Shabbat, Sukkot, Chanukah) Make links between Jewish ideas of God found in the stories and how people live Give an example of how some Jewish people might remember God in different ways (e.g. mezuzah, on Shabbat) 	<ul style="list-style-type: none"> Give an account of what happens at a traditional Christian and Jewish or Muslim welcome ceremony, and suggest what the actions and symbols mean. Identify at least two ways people show they love each other and belong to each other when they get married (Christian and/or Jewish and non-religious). 	<ul style="list-style-type: none"> Give examples of stories, objects, symbols and actions used in churches, mosques and/or synagogues which show what people believe Give simple examples of how people worship at a church, mosque or synagogue Talk about why some people like to belong to a sacred building or a community. 	<ul style="list-style-type: none"> Give an example of how people show that they care for others (e.g. by giving to charity), making a link to one of the stories Give examples of how Christians and Jews can show care for the natural earth Say why Christians and Jews might look after the natural world.
<ul style="list-style-type: none"> Think, talk and ask questions about whether the ideas they have been studying, have something to say to them. Give a good reason for the views they have and the connections they make. 	<ul style="list-style-type: none"> Think, talk about and ask questions about Muslim beliefs and ways of living Talk about what they think is good for Muslims about prayer, respect, celebration and self-control, giving a good reason for their ideas Give a good reason for their ideas about whether prayer, respect, celebration and self-control have something to say to them too. 	<ul style="list-style-type: none"> Talk about what they think is good about reflecting, thanking, praising and remembering for Jewish people, giving a good reason for their ideas Give a good reason for their ideas about whether reflecting, thanking, praising and remembering have something to say to them too. 	<ul style="list-style-type: none"> Give examples of ways in which people express their identity and belonging within faith communities and other communities, responding sensitively to differences. Talk about what they think is good about being in a community, for people in faith communities and for themselves, giving a good reason for their ideas. 	<ul style="list-style-type: none"> Think, talk and ask good questions about what happens in a church, synagogue or mosque, saying what they think about these questions, giving good reasons for their ideas Talk about what makes some places special to people, and what the difference is between religious and non-religious special places. 	<ul style="list-style-type: none"> Think, talk and ask questions about what difference believing in God makes to how people treat each other and the natural world Give good reasons why everyone (religious and non-religious) should care for others and look after the natural world.

Lower KS2 unit outcomes:

End LKS2 <i>Pupils can...</i>	L2.1 Creation	L2.2 People of God	L2.3 Incarnation/God	L2.4 Gospel
<ul style="list-style-type: none"> • <i>Identify and describe the core beliefs and concepts studied</i> • <i>Make clear links between texts/sources of authority and the key concepts studied</i> • <i>Offer suggestions about what texts/sources of authority can mean and give examples of what these sources mean to believers</i> 	<ul style="list-style-type: none"> • Place the concepts of God and Creation on a timeline of the Bible's 'Big Story' • Make clear links between Genesis 1 and what Christians believe about God and Creation • Recognise that the story of 'the Fall' in Genesis 3 gives an explanation of why things go wrong in the world 	<ul style="list-style-type: none"> • Make clear links between the story of Noah and the idea of covenant 	<ul style="list-style-type: none"> • Recognise what a 'Gospel' is and give an example of the kinds of stories it contains • Offer suggestions about what texts about baptism and Trinity mean. • Give examples of what these texts mean to some Christians today 	<ul style="list-style-type: none"> • Identify this as part of a 'Gospel', which tells the story of the life and teaching of Jesus. • Make clear links between the calling of the first disciples and how Christians today try to follow Jesus and be 'fishers of people'. • Suggest ideas and then find out about what Jesus' actions towards outcasts mean for a Christian
<ul style="list-style-type: none"> • <i>Make simple links between stories, teachings and concepts studied and how people live, individually and in communities</i> • <i>Describe how people show their beliefs in how they worship and in the way they live</i> • <i>Identify some differences in how people put their beliefs into practice</i> 	<ul style="list-style-type: none"> • Describe what Christians do because they believe God is Creator (e.g. follow God, wonder at how amazing God's creation is; care for the earth – some specific ways) • Describe how and why Christians might pray to God, say sorry and ask for forgiveness. 	<ul style="list-style-type: none"> • Make simple links between promises in the story of Noah and promises that Christians make at a wedding ceremony 	<ul style="list-style-type: none"> • Describe how Christians show their beliefs about God the Trinity in worship in different ways (in baptism and prayer, for example) and in the way they live 	<ul style="list-style-type: none"> • Give examples of how Christians try to show love for all, including how Christian leaders try to follow Jesus' teaching in different ways
<ul style="list-style-type: none"> • <i>Raise important questions and suggest answers about how far the beliefs and practices studied might make a difference to how pupils think and live</i> • <i>Make links between some of the beliefs and practices studied and life in the world today, expressing some ideas of their own clearly.</i> • <i>Give a good reason for the views they have and the connections they make.</i> 	<ul style="list-style-type: none"> • Ask questions and suggest answers about what might be important in the Creation story for Christians and for non-Christians living today 	<ul style="list-style-type: none"> • Make links between the story of Noah and how we live in school and the wider world. 	<ul style="list-style-type: none"> • Make links between some Bible texts studied and the idea of God in Christianity, expressing clearly some ideas of their own about what Christians believe God is like 	<ul style="list-style-type: none"> • Make links between the importance of love in the Bible stories studied and life in the world today, giving a good reason for their ideas.

End LKS2 Pupils can...	L2.5 Salvation	L2.6 Kingdom of God	L2.7 Hindus in Britain	L2.8 Sikhs in Britain
<ul style="list-style-type: none"> Identify and describe the core beliefs and concepts studied Make clear links between texts/sources of authority and the key concepts studied Offer suggestions about what texts/sources of authority can mean and give examples of what these sources mean to believers 	<ul style="list-style-type: none"> Recognise the word 'Salvation', and that Christians believe Jesus came to 'save' or 'rescue' people, e.g. by showing them how to live. Offer informed suggestions about what the events of Holy Week mean to Christians Give examples of what Christians say about the importance of the events of Holy Week 	<ul style="list-style-type: none"> Make clear links between the story of Pentecost and Christian beliefs about the 'Kingdom of God' on earth. Offer informed suggestions about what the events of Pentecost in Acts 2 might mean Give examples of what Pentecost means to some Christians now 	<ul style="list-style-type: none"> Identify some Hindu deities and describe Hindu beliefs about God (e.g. Brahman, trimurti) Offer informed suggestions about what Hindu <i>murtis</i> express about God Make links between Hindu beliefs and the aims of life (e.g. karma). 	<ul style="list-style-type: none"> Identify some of the core beliefs of Sikhism, e.g. one God, the message of Guru Nanak, equality and service Make clear links between the Mool Mantar and Sikh beliefs and actions Offer informed suggestions about what some of the teachings of the Gurus mean to Sikhs today.
<ul style="list-style-type: none"> Make simple links between stories, teachings and concepts studied and how people live, individually and in communities Describe how people show their beliefs in how they worship and in the way they live Identify some differences in how people put their beliefs into practice 	<ul style="list-style-type: none"> Make simple links between the Gospel accounts and how Christians mark the Easter events in their communities Describe how Christians show their beliefs about Jesus in worship in different ways 	<ul style="list-style-type: none"> Make simple links between the description of Pentecost in Acts 2, the Holy Spirit, the Kingdom of God, and how Christians live now. Describe how Christians show their beliefs about the Holy Spirit in worship 	<ul style="list-style-type: none"> Describe how Hindus show their faith within their families in Britain today (e.g. home puja) Describe how Hindus show their faith within their faith communities in Britain today (e.g. arti and bhajans at the mandir; Diwali), indicating some differences in how Hindus show their faith. 	<ul style="list-style-type: none"> Make simple links between the life of at least one of the Gurus and some actions Sikhs take today (e.g. Guru Nanak and the langar; Guru Gobind Singh and the Khalsa) Give some examples that demonstrate that remembering God, working hard and serving others are important to Sikhs today.
<ul style="list-style-type: none"> Raise important questions and suggest answers about how far the beliefs and practices studied might make a difference to how pupils think and live Make links between some of the beliefs and practices studied and life in the world today, expressing some ideas of their own clearly. Give a good reason for the views they have and the connections they make. 	<ul style="list-style-type: none"> Raise thoughtful questions and suggest some answers about why Christians call the day Jesus died 'Good Friday', giving good reasons for their suggestions. 	<ul style="list-style-type: none"> Make links between ideas about the Kingdom of God in the Bible and what people believe about following God today, giving good reasons for their ideas 	<ul style="list-style-type: none"> Make links between the Hindu idea of everyone having a 'spark' of God in them and ideas about the value of people in the world today, giving good reasons for their ideas Consider and weigh up the value of taking part in family and community rituals in Hindu communities and express insights on whether it is a good thing for everyone, giving good reasons for their ideas and talking about whether their learning has changed their thinking. 	<ul style="list-style-type: none"> Raise questions about what matters to Sikhs (e.g. equality, service, honest work), and say why they still matter today Make links between key Sikh values and life in the world today, identifying which values would make most difference in pupils' own lives and in the world today Talk about what they have learned and whether they have changed their thinking.

End LKS2 <i>Pupils can...</i>	L2.9 Festivals	L2.10 Stages of life
<ul style="list-style-type: none"> • <i>Identify and describe the core beliefs and concepts studied</i> • <i>Make clear links between texts/sources of authority and the key concepts studied</i> • <i>Offer suggestions about what texts/sources of authority can mean and give examples of what these sources mean to believers</i> 	<ul style="list-style-type: none"> • Identify the main beliefs at the heart of religious festivals (i.e. at least one festival in at least two religions) • Make clear links between these beliefs and the stories recalled at the festivals. • 	<ul style="list-style-type: none"> • Identify some beliefs about love, commitment and promises in two religious traditions and describe what they mean. • Offer informed suggestions about the meaning and importance of ceremonies of commitment for religious and non-religious people today
<ul style="list-style-type: none"> • <i>Make simple links between stories, teachings and concepts studied and how people live, individually and in communities</i> • <i>Describe how people show their beliefs in how they worship and in the way they live</i> • <i>Identify some differences in how people put their beliefs into practice</i> 	<ul style="list-style-type: none"> • Make connections between stories, teachings, symbols and beliefs and how believers celebrate these festivals • Describe how believers celebrate festivals in different ways (e.g. between celebrations at home and in community; and/or a variety of ways of celebrating within a religious tradition). 	<ul style="list-style-type: none"> • Describe what happens in ceremonies of commitment (e.g. baptism, sacred thread, marriage) and say what these rituals mean. • Make simple links between beliefs about love and commitment and how people in at least two religious traditions live (e.g. through celebrating forgiveness, salvation and freedom at festivals) • Identify some differences in how people celebrate commitment (e.g. different practices of marriage, or Christian baptism)
<ul style="list-style-type: none"> • <i>Raise important questions and suggest answers about how far the beliefs and practices studied might make a difference to how pupils think and live</i> • <i>Make links between some of the beliefs and practices studied and life in the world today, expressing some ideas of their own clearly.</i> • <i>Give a good reason for the views they have and the connections they make.</i> 	<ul style="list-style-type: none"> • Raise questions and suggest answers about what is worth celebrating and remembering in religious communities and in their own lives • Make links between the beliefs and practices studied and the role of festivals in the life of Britain today, showing their understanding of the values and beliefs at the heart of each festival studied, giving good reasons for their ideas • Talk about what they have learned, how and why their thinking has changed. 	<ul style="list-style-type: none"> • Raise questions and suggest answers about whether it is good for everyone to see life as journey, and to mark the milestones. • Make links between ideas of love, commitment and promises in religious and non-religious ceremonies. • Give good reasons why they think ceremonies of commitment are or are not valuable today

Upper KS2 unit outcomes:

End UKS2 <i>Pupils can...</i>	U2.1 God	U2.2 Creation	U2.3 People of God	U2.4 Incarnation
<ul style="list-style-type: none"> Identify and explain the core beliefs and concepts studied, using examples from sources of authority in religions Describe examples of ways in which people use texts/sources of authority to make sense of core beliefs and concepts Give meanings for texts/sources of authority studied, comparing these ideas with ways in which believers interpret texts/sources of authority 	<ul style="list-style-type: none"> Identify some different types of biblical texts, using technical terms accurately. Explain connections between biblical texts and Christian ideas of God, using theological terms 	<ul style="list-style-type: none"> Identify what type of text some Christians say Genesis 1 is, and its purpose. Taking account of the context, suggest what Genesis 1 might mean, and compare their ideas with ways in which Christians interpret it, showing awareness of different interpretations 	<ul style="list-style-type: none"> Explain connections between the story of Moses and the concepts of freedom and salvation, using theological terms. 	<ul style="list-style-type: none"> Explain the place of Incarnation and Messiah within the 'big story' of the Bible. Identify Gospel and prophecy texts, using technical terms. Explain connections between biblical texts, Incarnation and Messiah, using theological terms
<ul style="list-style-type: none"> Make clear connections between what people believe and how they live, individually and in communities Using evidence and examples, show how and why people put their beliefs into practice in different ways, e.g. in different communities, denominations or cultures 	<ul style="list-style-type: none"> Make clear connections between Bible texts studied and what Christians believe about God; for example, through how cathedrals are designed. Show how Christians put their beliefs into practice in worship 	<ul style="list-style-type: none"> Make clear connections between Genesis 1 and Christian belief about God as Creator. Show understanding of why many Christians find science and faith go together 	<ul style="list-style-type: none"> Make clear connections between Bible texts studied and what Christians believe about being the People of God and how they should behave. Explain ways in which some Christians put their beliefs into practice by trying to bring freedom to others. 	<ul style="list-style-type: none"> Show how Christians put their beliefs about Jesus' Incarnation into practice in different ways in celebrating Christmas. Comment on how the idea that Jesus is the Messiah makes sense in the wider story of the Bible
<ul style="list-style-type: none"> Make connections between the beliefs and practices studied, evaluating and explaining their importance to different people (e.g. believers and atheists) Reflect on and articulate lessons people might gain from the beliefs/practices studied, including their own responses, recognising that others may think differently. Consider and weigh up how ideas studied in this unit relate to their own experiences and experiences of the world today, developing insights of their own and giving good reasons for the views they have and the connections they make. 	<ul style="list-style-type: none"> Weigh up how biblical ideas and teachings about God as holy and loving might make a difference in the world today, developing insights of their own 	<ul style="list-style-type: none"> Identify key ideas arising from their study of Genesis 1 and comment on how far these are helpful or inspiring, justifying their responses. Weigh up how far the Genesis 1 creation narrative is in conflict, or is complementary, with a scientific account, giving good reasons for their views 	<ul style="list-style-type: none"> Identify ideas about freedom and justice arising from their study of Bible texts and comment on how far these are helpful or inspiring, justifying their responses. 	<ul style="list-style-type: none"> Weigh up how far the idea of Jesus as the 'Messiah' — a Saviour from God — is important in the world today and, if it is true, what difference that might make in people's lives, giving good reasons for their answers

End UKS2 Pupils can...	U2.5 Gospel	U2.6 Salvation	U2.7 Salvation Resurrection	U2.8 Kingdom of God
<ul style="list-style-type: none"> Identify and explain the core beliefs and concepts studied, using examples from sources of authority in religions Describe examples of ways in which people use texts/sources of authority to make sense of core beliefs and concepts Give meanings for texts/sources of authority studied, comparing these ideas with ways in which believers interpret texts/sources of authority 	<ul style="list-style-type: none"> Identify features of Gospel texts (for example, teachings, parable, narrative). Taking account of the context, suggest meanings of Gospel texts studied, and compare their own ideas with ways in which Christians interpret biblical texts 	<ul style="list-style-type: none"> Outline the timeline of the 'big story' of the Bible, explaining how Incarnation and Salvation fit within it. Explain what Christians mean when they say that Jesus' death was a sacrifice, using theological terms. Suggest meanings for narratives of Jesus' death/resurrection, comparing their ideas with ways in which Christians interpret these texts 	<ul style="list-style-type: none"> Outline the timeline of the 'big story' of the Bible, explaining the place within it of the ideas of Incarnation and Salvation. Suggest meanings for resurrection accounts, and compare their ideas with ways in which Christians interpret these texts, showing awareness of the centrality of the Christian belief in Resurrection. Explain connections between Luke 24 and the Christian concepts of Sacrifice, Resurrection, Salvation, Incarnation and Hope, using theological terms. 	<ul style="list-style-type: none"> Explain connections between biblical texts and the concept of the Kingdom of God. Consider different possible meanings for the biblical texts studied, showing awareness of different interpretations
<ul style="list-style-type: none"> Make clear connections between what people believe and how they live, individually and in communities Using evidence and examples, show how and why people put their beliefs into practice in different ways, e.g. in different communities, denominations or cultures 	<ul style="list-style-type: none"> Make clear connections between Gospel texts, Jesus' 'good news', and how Christians live in the Christian community and in their individual lives 	<ul style="list-style-type: none"> Make clear connections between the Christian belief in Jesus' death as a sacrifice and how Christians celebrate Holy Communion/Lord's Supper. Show how Christians put their beliefs into practice in different ways 	<ul style="list-style-type: none"> Make clear connections between Christian belief in the Resurrection and how Christians worship on Good Friday and Easter Sunday. Show how Christians put their beliefs into practice in different ways. 	<ul style="list-style-type: none"> Make clear connections between belief in the Kingdom of God and how Christians put their beliefs into practice. Show how Christians put their beliefs into practice in different ways
<ul style="list-style-type: none"> Make connections between the beliefs and practices studied, evaluating and explaining their importance to different people (e.g. believers and atheists) Reflect on and articulate lessons people might gain from the beliefs/practices studied, including their own responses, recognising that others may think differently. Consider and weigh up how ideas studied in this unit relate to their own experiences and experiences of the world today, developing insights of their own and giving good reasons for the views they have and the connections they make. 	<ul style="list-style-type: none"> Make connections between Christian teachings (e.g. about peace, forgiveness, healing) and the issues, problems and opportunities in the world today, including their own lives. Articulate their own responses to the issues studied, recognising different points of view 	<ul style="list-style-type: none"> Weigh up the value and impact of ideas of sacrifice in their own lives and the world today. Articulate their own responses to the idea of sacrifice, recognising different points of view 	<ul style="list-style-type: none"> Explain why some people find belief in the Resurrection makes sense and inspires them. Offer and justify their own responses as to what difference belief in Resurrection might make to how people respond to challenges and problems in the world today. 	<ul style="list-style-type: none"> Relate the Christian 'Kingdom of God' model (i.e. loving others, serving the needy) to issues, problems and opportunities in the world today. Articulate their own responses to the idea of the importance of love and service in the world today

End UKS2 Pupils can...	U2.9 Muslims	U2.10 Jews	U2.11 Believing/not believing in God
<ul style="list-style-type: none"> Identify and explain the core beliefs and concepts studied, using examples from sources of authority in religions Describe examples of ways in which people use texts/sources of authority to make sense of core beliefs and concepts Give meanings for texts/sources of authority studied, comparing these ideas with ways in which believers interpret texts/sources of authority 	<ul style="list-style-type: none"> Identify and explain Muslim beliefs about God, the Prophet and the Holy Qur'an (e.g. tawhid; Muhammad as the Messenger, Qur'an as the message). Describe ways in which Muslim sources of authority guide Muslim living (e.g. Qur'an guidance on five pillars; hajj practices follow example of the Prophet) 	<ul style="list-style-type: none"> Identify and explain Jewish beliefs about God Give examples of some texts that say what God is like and explain how Jewish people interpret them 	<ul style="list-style-type: none"> Define the terms 'theist', 'atheist' and 'agnostic' and give examples of statements that reflect these beliefs Identify and explain what religious and non-religious people believe about God, saying where they get their ideas from Give examples of reasons why people do or do not believe in God.
<ul style="list-style-type: none"> Make clear connections between what people believe and how they live, individually and in communities Using evidence and examples, show how and why people put their beliefs into practice in different ways, e.g. in different communities, denominations or cultures 	<ul style="list-style-type: none"> Make clear connections between Muslim beliefs and <i>ibadah</i> (e.g. Five Pillars, festivals, mosques, art) Give evidence and examples to show how Muslims put their beliefs into practice in different ways 	<ul style="list-style-type: none"> Make clear connections between Jewish beliefs about the Torah and how they use and treat it Make clear connections between Jewish commandments and how Jews live (e.g. in relation to kosher laws) Give evidence and examples to show how Jewish people put their beliefs into practice in different ways (e.g. some differences between orthodox and progressive Jewish practice) 	<ul style="list-style-type: none"> Make clear connections between what people believe about God and the impact of this belief on how they live Give evidence and examples to show how Christians sometimes disagree about what God is like (e.g. some differences in interpreting Genesis).
<ul style="list-style-type: none"> Make connections between the beliefs and practices studied, evaluating and explaining their importance to different people (e.g. believers and atheists) Reflect on and articulate lessons people might gain from the beliefs/practices studied, including their own responses, recognising that others may think differently. Consider and weigh up how ideas studied in this unit relate to their own experiences and experiences of the world today, developing insights of their own and giving good reasons for the views they have and the connections they make. 	<ul style="list-style-type: none"> Make connections between Muslim beliefs studied and Muslim ways of living in Britain/Peterborough today Consider and weigh up the value of e.g. submission, obedience, generosity, self-control and worship in the lives of Muslims today and articulate responses on how far they are valuable to people who are not Muslims Reflect on and articulate what it is like to be a Muslim in Britain today, giving good reasons for their views 	<ul style="list-style-type: none"> Make connections between Jewish beliefs studied and explain how and why they are important to Jewish people today Consider and weigh up the value of e.g. tradition, ritual, community, study and worship in the lives of Jews today and articulate responses on how far they are valuable to people who are not Jewish 	<ul style="list-style-type: none"> Reflect on and articulate some ways in which believing in God is valuable in the lives of believers, and ways it can be challenging Consider and weigh up different views on theism, agnosticism and atheism, expressing insights of their own about why people believe in God or not Make connections between belief and behaviour in their own lives, talking about what they have learned and how and why their thinking may or may not have changed in the light of their learning.

End UKS2 <i>Pupils can...</i>	U2.12 Respect	U2.13 Pilgrimage	U2.14 Good and bad times
<ul style="list-style-type: none"> Identify and explain the core beliefs and concepts studied, using examples from sources of authority in religions Describe examples of ways in which people use texts/sources of authority to make sense of core beliefs and concepts Give meanings for texts/sources of authority studied, comparing these ideas with ways in which believers interpret texts/sources of authority 	<ul style="list-style-type: none"> Identify the religions and beliefs represented locally and regionally, and explain some of their key beliefs Describe examples of how different communities deal with diversity and interfaith issues. 	<ul style="list-style-type: none"> Identify some of the beliefs that lie behind places and times of pilgrimage in at least two religions (e.g. ummah in Islam; Mary in Roman Catholic Christianity) Explain ways in which stories that lie behind sites of pilgrimage connect with beliefs (e.g. Shiva and the Ganges in Hinduism; Israel as G-d's Chosen or Favoured people in Judaism). 	<ul style="list-style-type: none"> Describe at least three examples of ways in which religions guide people in how to respond to good and hard times in life Identify beliefs about life after death in at least two religious traditions, comparing and explaining for similarities and differences.
<ul style="list-style-type: none"> Make clear connections between what people believe and how they live, individually and in communities Using evidence and examples, show how and why people put their beliefs into practice in different ways, e.g. in different communities, denominations or cultures 	<ul style="list-style-type: none"> Make clear connections between what different people believe and the way they live (e.g. involvement in community, in interfaith projects etc.) Explain how and why people respond differently to diversity and interfaith issues (e.g. inclusivism, exclusivism etc). 	<ul style="list-style-type: none"> Explain the spiritual significance and impact of pilgrimage on pilgrims in at least two religions Compare the similarities and differences between ways in which people undertake pilgrimage and how they affect the way they live. 	<ul style="list-style-type: none"> Make clear connections between what people believe about God and how they respond to challenges in life (e.g. suffering, bereavement) Use evidence and examples to show how beliefs about resurrection/judgement/heaven/ karma/ reincarnation make a difference to how someone lives.
<ul style="list-style-type: none"> Make connections between the beliefs and practices studied, evaluating and explaining their importance to different people (e.g. believers and atheists) Reflect on and articulate lessons people might gain from the beliefs/practices studied, including their own responses, recognising that others may think differently. Consider and weigh up how ideas studied in this unit relate to their own experiences and experiences of the world today, developing insights of their own and giving good reasons for the views they have and the connections they make. 	<ul style="list-style-type: none"> Make connections between religious and non-religious beliefs and practices related to living with difference in community Reflect on and articulate lessons people might gain from the experience of living in communities of diverse beliefs and practices, including their own responses Talk about how and why people think differently about diversity and interfaith, giving good reasons for their own views Consider and weigh up the ways in which the ideas studied relate to their own experiences and views of the world today 	<ul style="list-style-type: none"> Evaluate and explain the importance of pilgrimage in the world today, giving good reasons for their views Reflect on and articulate lessons that people might gain from the idea and practice of pilgrimage, including their own responses Consider and weigh up the value of e.g. reflection, repentance and remembrance, in the world today, including in their own lives Talk about how and why their thinking has developed through this unit. 	<ul style="list-style-type: none"> Reflect on a range of artistic expressions of afterlife, articulating and explaining different ways of understanding these Consider and weigh up how religion might help people in good and bad times, giving good reasons for their ideas and insights Talk about what they have learned, how their thinking may have changed and why.

E. Guidance

This section of Guidance, and indeed this whole syllabus, is set within the context of the Church of England Vision for Education: *Deeply Christian, Serving the Common Good*, July 2016. The Executive summary states; ‘In Church schools the deeply Christian foundation for this vision will be seen explicitly in teaching and learning both in RE and across the curriculum, and also in the authentically Christian worship and ethos of those schools.’¹⁶

RE has an essential place within the vision of the Church school. This is a vision that goes beyond RE, beyond British values and spiritual, moral, social and cultural development (SMSCD). It is a vision that:

‘...embraces the spiritual, physical, intellectual, emotional, moral and social development of children and young people. We offer a vision of human flourishing for all, one that embraces excellence and academic rigour, but sets them in a wider framework. This is worked out theologically and educationally through four basic elements which permeate our vision for education:

- Wisdom
- Hope
- Community
- Dignity...”

‘The vision is for the common good of the whole human community and its environment, whether national, regional or local. It is hospitable to diversity, respects freedom of religion and belief, and encourages others to contribute from the depths of their own traditions and understandings.’

The Guidance that follows fits within this broader vision of education.

¹⁶ www.churchofengland.org/media/2532839/ce-education-vision-web-final.pdf

E.1 How Religious Education promotes spiritual, moral, social and cultural development

The ongoing place of SMSC in education

What we now call spiritual, moral, social and cultural development (SMSC) has always been part of education. The notion of developing not just academic and practical skills in the emerging generation but also self-knowledge, moral courage, a capacity for imaginative sympathy for others and so on has long been a desired outcome of education. Over the decades this has been incorporated in a number of policies such as Every Child Matters and Community Cohesion, terms which refer to the sort of person an education system hopes to create.

SMSC has been the way this wider development of the whole person has been expressed in education policy since the 1944 Education Act. The 2013 National Curriculum articulates the purpose of education like this:

Every state-funded school must offer a curriculum which is balanced and broadly based¹⁷ and which:

- *promotes the spiritual, moral, cultural, mental and physical development of pupils at the school and of society, and*
- *prepares pupils at the school for the opportunities, responsibilities and experiences of later life.*

Current priorities

The Ofsted School Inspection Handbook (2019) makes it clear that inspectors must evaluate the effectiveness of provision for pupils' spiritual, moral, social and cultural education, in relation to the judgement on pupils' personal development (para 203, *Ofsted School Inspection Handbook, 2019*).

Religious Education: a key contributor but not the only vehicle for SMSC

In terms of RE, there are two specific points to note. Firstly, although RE does make an enormous contribution to SMSC development it is a *whole school* responsibility. RE lessons should support the school's overall ethos; they may offer more in the way of spiritual or moral education than other subjects and RE teachers may enjoy working on SMSC-related projects with other colleagues, but every subject and every teacher have a duty to promote pupils' SMSC development.

Secondly, the increased priority of SMSC from September 2014 should not mean more work for the average RE teacher. RE lesson content, skills and resources are already rich in SMSC. You may conduct a quick audit to gain an overview of your SMSC provision, or when creating a new display you may decide to give it an SMSC focus, but you should not have to produce more than the high-quality RE you already produce.

The next two pages contain tips and ideas for each category of SMSC. Use them as a checklist for an audit, to start a discussion in a staff meeting, or when selling a new RE project to your senior leaders. Many activities in your classroom will meet more than one of these criteria. You should not be reinventing the wheel, but realising how much SMSC you already provide.

¹⁷See Section 78 of the 2002 Education Act, which applies to all maintained schools. Academies are also required to offer a broad and balanced curriculum in accordance with Section 1 of the 2010 Academies Act.

Activities for spiritual development in Religious Education

The 'spiritual' should not be confused with 'religious'. Spiritual development refers to the aspects of the child's spirit which are enhanced by school life and learning, and may describe the 'spirit' of determination, sharing or open-mindedness. Spiritual development describes the ideal spirit of the school. RE can support this by promoting:

- **Self-awareness:** offering opportunities for pupils to reflect on their own views and how they have been formed, as well as the views of others;
- **Curiosity:** encouraging pupils' capacity for critical questioning, such as by keeping big questions in a 'question box' or as part of a wall display, and allowing time and space where these questions can be addressed to show that they are important;
- **Collaboration:** utilising lesson techniques which engender group collaboration and communication such as Community of Enquiry/ P4C, circle time, debates, Socratic Circles or group investigations;
- **Reflection:** providing a space to reflect on pupils' own values and views, as well as those of others, and to consider the impact of these values;
- **Resilience:** promoting a spirit of open enquiry into emotive or complicated questions, in order to learn how to cope with difficult ideas when they arise in the future;
- **Response:** exploring ways in which pupils can express their responses to demanding or controversial issues;
- **Values:** promoting an ethos of fairness and mutual respect in the classroom and compassion and generosity in pupils through exploring inspiring examples of these qualities in others;
- **Appreciation:** encouraging pupils' ability to respond with wonder and excitement by exploring some of the marvels and mysteries of the natural world, of human ingenuity, and examples of the capacity of humans to love, create, organise and overcome adversity;
- **Exploring beyond their personal experience:** encouraging pupils to wonder, and consider ideas that touch on the 'other', a sense of paradox, mystery, the numinous: ideas that some relate to the transcendent, not necessarily in supernatural terms such as to do with a god or God, but in the sense that many people apprehend an idea of there being something greater than material human existence.

Activities for moral development in Religious Education

Moral development is about exploring and developing pupils' own moral outlook and understanding of right and wrong. It is also about learning to navigate the fact of moral diversity in the world. RE is extremely well-suited to exploring social and personal morality in significant ways:

- 1) **Valuing others:** in exploring the views of others, young people are well-prepared in RE to appreciate the uniqueness of all humans and their moral value, and to act in the world and towards others accordingly.
In the classroom: offer activities which enable teamwork and trust and require empathy. Welcome speakers or visit places of worship to learn from people of different backgrounds; explore case studies centring on forgiveness, generosity and other beneficial social moral values; use puppets, toys or persona dolls with younger children to develop their sense of moral connection with others.
- 2) **Moral character development:** RE offers a safe space where pupils can learn from their mistakes, appreciate ideas of right and wrong, continue to strive after setbacks, take the initiative, act responsibly and demonstrate resilience. RE should present pupils with the challenge of responding in real and concrete ways to some of moral questions they face.
In the classroom: Encourage your pupils to find out about the work of religious and non-religious charities that meet the needs of those in difficult circumstances (e.g. disaster relief or campaigning for justice), challenging them to reflect on what their own responses might or should be to those in trouble. Act out moral dilemmas where pupils have to put themselves in the place of others facing challenging ethical decisions; get pupils to offer ideas about how individuals from a range of faith and belief traditions may respond, in the light of their beliefs. Ask them to reflect on their own

responses, justifying their ideas and explaining what motivates and guides them in their decision-making process.

- 3) **Moral diversity:** activities in RE lessons should help pupils feel confident when taking part in debates about moral issues. Debates and discussions should prepare pupils for the fact that there will always be disagreement on matters of morality and their right of expression is balanced by a responsibility to listen to the views of others.

In the classroom: choose age-appropriate topics which allow exploration of different moral outlooks such as religious texts about right and wrong, codes for living, treatment of animals and the environment, gender roles in religion, religious views of homosexuality, and so on.

Activities for social development in Religious Education

Social development refers to the ways young people are shaped in schools with an eye on the sort of society we wish to create in the future. Developing children and young people socially means giving them the opportunities to explore and understand social situations and contexts they may encounter in school or outside. In the RE classroom, such social situations may include exploring:

- **Shared values:** opportunities to consider values which are or should be part of society, such as those associated with right and wrong, treatment of others or diversity;
- **Idealised concepts:** topics which require reflection on the abstract concepts our society is built on, such as justice, fairness, honesty and truth, and specific examples of how they affect our common life, such as in relation to how people treat each other in the classroom and school, issues of poverty and wealth, crime and punishment;
- **Moral sources:** a chance to reflect on *where* ideas about how we should behave come from, whether religious or non-religious texts, teachings or traditions, in order to more fully understand social and behavioural norms;
- **Influences:** opportunities to explore and reflect on the great influence on individuals of family, friends, the media and wider society, in order to understand how our behaviour is affected for good or ill;
- **Social insight:** a chance to acquire insight into significant social and political issues which affect individuals, groups and the nation, such as how churches and gurdwaras may contribute practically to needs in their local communities, or how some religious and non-religious charities fight to change government policies where they are unjust;
- **Role models:** teachers should model the sort of behaviour we expect of our children and young people, and RE should explore role models, from the famous like Desmond Tutu, to the many local examples in the school and its community;
- **Experiential learning:** pupils should have opportunities to embody for themselves expected behavioural and social norms, whether through class discussions, group work and ongoing behaviour expectations, or through special events such as school visits or drama workshops.

Activities for cultural development in Religious Education

There are two meanings associated with 'cultural' development, and RE embodies both of them. Firstly the term refers to the pupils' own home culture and background, whether religious or not, and secondly the term describes our national culture. Schooling should prepare all young people to participate in Britain's wider cultural life, whatever their own background. Cultural development could be evident in RE in two major ways:

- 1) **Own culture:** RE is the perfect subject in which to explore Britain's rich diversity of religious, ethnic and geographical cultures. Although all children share Britain's common life, cultural diversity is part of that life and no child should feel their cultural background is a barrier to participation. Some common RE activities which promote children's understanding of communities and cultural groups, including their own, could include:

In the classroom: explore food, festivals, music, art, architecture and other forms of religious and cultural expression. For good RE, this should make connection with religious teachings, beliefs,

practices and identity, such as inviting parents who are willing to come and talk about their home culture, beliefs and religious practices, or encouraging students who belong to a particular religious and cultural group to share their ideas, beliefs and experiences in class discussion.

- 2) **Wider culture:** schooling is a preparation for adult life in terms of behaviour and expectations as well as in achieving qualifications. This wider cultural education prepares children for adulthood.

In the classroom: cultural education is found whenever children make sense of the world around them and explore why we act the way we do. Provide opportunities for participation in classroom and whole-school events, including art, music, drama, sport, activism and serving others; explore what it is like to encounter difficulties in learning and relationships, and be open about the sorts of behaviours that are expected.

E.2 Religious Education and British Values

Since September 2014, school inspection in England has explored and judged the contribution schools make to actively promoting British values. RE can make a key educational contribution to pupils' explorations of British values, and excellent teaching of RE can enable pupils to learn to think for themselves about them.

Questions about whether social and moral values are best described as 'British values', 'fundamental values' or seen as more universal human values will continue to be debated (not least in the RE classroom!), but for the purposes of teachers of RE, the subject offers opportunities to build an accurate knowledge-base about religions and beliefs in relation to values. This in turn supports children and young people so that they are able to move beyond attitudes of tolerance towards increasing respect, so that they can celebrate diversity.

Values education and moral development are a part of a school's holistic mission to contribute to the wellbeing of each pupil and of all people within our communities. The RE curriculum focuses learning in some of these areas, but pupils' moral development is a whole-school issue.

Mutual tolerance

Schools do not accept intolerant attitudes to members of the community: attitudes which reject other people on the basis of race, faith, gender, sexual orientation or age are rightly challenged. A baseline for a fair community is that each person's right to 'be themselves' is to be accepted by all. Tolerance may not be enough: RE can challenge children and young people to be increasingly respectful and to celebrate diversity, but tolerance is a starting point. It is much better than intolerance.

Respectful attitudes

In the RE curriculum, attention focuses on developing mutual respect between those of different faiths and beliefs, promoting an understanding of what a society gains from diversity. Pupils will learn about diversity in religions and worldviews, and will be challenged to respect other persons who see the world differently to themselves. Recognition and celebration of human diversity in many forms can flourish where pupils understand different faiths and beliefs, and are challenged to be broad-minded and open-hearted.

Democracy

In RE, pupils learn the significance of each person's ideas and experiences through methods of discussion. In debating the fundamental questions of life, pupils learn to respect a range of perspectives. This contributes to learning about democracy, examining the idea that we all share a responsibility to use our voice and influence for the wellbeing of others.

The rule of law

In RE, pupils examine different examples of codes for human life, including commandments, rules or precepts offered by different religious communities. They learn to appreciate how individuals choose between good and evil, right and wrong, and they learn to apply these ideas to their own communities. They learn that fairness requires that the law apply equally to all, irrespective – for example – of a person's status or wealth. They have the opportunity to examine the idea that the 'rule of law' focuses specifically on the relationship between citizens (or subjects) and the state, and to how far this reflects or runs counter to wider moral codes and precepts.

Individual liberty

In RE, pupils consider questions about identity, belonging and diversity, learning what it means to live a life free from constraints. They study examples of pioneers of human freedom, including those from within different religions, so that they can examine tensions between the value of a stable society and the value of change for human development.

E.3 Developing knowledge, skills and attitudes in Religious Education

Progress in RE involves the application of general educational skills and processes in handling subject knowledge. This, in turn, strengthens the skills and deepens understanding and knowledge. The following skills are important in RE, and are reflected in many agreed syllabus programmes and approaches. You should plan to enable pupils to make progress with these skills, as appropriate in each key stage.

RE teaching is intended to develop these skills	Examples of progression from 5–16. Pupils will be increasingly able to
<p>Investigating – in RE this includes abilities such as:</p> <ul style="list-style-type: none"> ▪ asking relevant questions ▪ knowing how to use different types of sources as ways of gathering information ▪ knowing what may constitute evidence for understanding religion(s). 	<ul style="list-style-type: none"> ▪ Ask increasingly deep and complex questions about religion ▪ Use a widening range of sources to pursue answers ▪ Focus on selecting and understanding relevant sources to deal with religious and spiritual questions with increasing insight and sensitivity ▪ Evaluate a range of responses to the questions and issues they study.
<p>Reflecting – in RE this includes abilities such as:</p> <ul style="list-style-type: none"> ▪ reflecting on religious beliefs and practices and ultimate questions ▪ reflecting upon feelings, relationships, and experiences ▪ thinking and speaking carefully about religious and spiritual topics. 	<ul style="list-style-type: none"> ▪ Describe how action and atmosphere makes them feel ▪ Experience the use of silence and thoughtfulness in religion and in life ▪ Take increasing account of the meanings of experience and discern the depth of questions religion addresses ▪ Respond sensitively and with insight to religious and spiritual phenomena and their meanings.
<p>Expressing – in RE this includes abilities such as:</p> <ul style="list-style-type: none"> ▪ explaining concepts, rituals and practices ▪ identifying and articulating matters of deep conviction and concern, and responding to religious issues through a variety of media. 	<ul style="list-style-type: none"> ▪ Explain what words and actions might mean to believers ▪ Articulate their own reactions and ideas about religious questions and practices ▪ Clarify and analyse with growing confidence aspects of religion which they find valuable or interesting or negative ▪ Explain in words and other ways their own responses to matters of deep conviction.
<p>Interpreting – in RE this includes abilities such as:</p> <ul style="list-style-type: none"> ▪ drawing meaning from, for example artefacts, works of art, poetry and symbols ▪ interpreting religious language ▪ suggesting meanings of religious texts. 	<ul style="list-style-type: none"> ▪ Say what an object means, or explain a symbol ▪ Use figures of speech or metaphors to speak creatively about religious ideas ▪ Understand increasingly the diverse ways in which religious and spiritual experience can be interpreted ▪ Clarify and express the role of interpretation in religion and life.
<p>Empathising – in RE this includes abilities such as:</p> <ul style="list-style-type: none"> ▪ considering the thoughts, feelings, experiences, attitudes, beliefs and values of others ▪ developing the power of imagination to identify feelings such as love, wonder, forgiveness and sorrow ▪ seeing the world through the eyes of others, and to see issues from their point of view, deepening understanding of beliefs and practices. 	<ul style="list-style-type: none"> ▪ See with sensitivity how others respond to their actions, words or behaviour ▪ Connect their feelings, both positive and negative, with those of others, including those in religious stories and contexts ▪ Imagine with growing awareness how they would feel in a different situation from their own ▪ Identify thoughtfully with other people from a range of communities and stances for life.

RE teaching is intended to develop these skills	Examples of progression from 5–16. Pupils will be increasingly able to
<p>Applying – in RE this includes abilities such as:</p> <ul style="list-style-type: none"> ▪ using RE learning in new situations ▪ making the association between religions and individual community, national and international life ▪ identifying key religious values and their connections with secular values. 	<ul style="list-style-type: none"> ▪ Recognise religious materials and take note of their details and style ▪ See links and simple connections between aspects of religions ▪ Make increasingly subtle and complex links between religious material and their own ideas ▪ Apply learning from one religious context to new contexts with growing awareness and clarity ▪ Synthesise their learning from different religious sources and their own ideas.
<p>Discerning – in RE this includes abilities such as:</p> <ul style="list-style-type: none"> ▪ developing insight into personal experience and religion ▪ exploring the positive and negative aspects of religious and secular beliefs and ways of life ▪ relating learning to life ▪ making thoughtful judgements about the personal value of religious beliefs and practices. 	<ul style="list-style-type: none"> ▪ Experience the awe and wonder of the natural world and of human relations ▪ Be willing to look beyond the surface at underlying ideas and questions ▪ Weigh up the value religious believers find in their faith with insight, relating it to their own experience ▪ Discern with clarity, respect and thoughtfulness the impact (positive and negative) of religious and secular ways of living.
<p>Analysing – in RE this includes abilities such as:</p> <ul style="list-style-type: none"> ▪ distinguishing between opinion, belief and fact ▪ distinguishing between the features of different religions ▪ recognising similarities and distinctiveness of religious ways of life. 	<ul style="list-style-type: none"> ▪ See what kinds of reasons are given to explain religious aspects of life ▪ Join in discussion about issues arising from the study of religion ▪ Use reasons, facts, opinions, examples and experience to justify or question a view of a religious issue ▪ Analyse the religious views encountered with fairness, balance, empathy and critical rigour.
<p>Synthesising – in RE this includes abilities such as:</p> <ul style="list-style-type: none"> ▪ linking significant features of religion together in a coherent pattern ▪ connecting different aspects of life into a meaningful whole ▪ making links between religion and human experience, including the pupil's own experience. 	<ul style="list-style-type: none"> ▪ Notice similarities between stories and practices from religions ▪ Use general words to describe a range of religious practice and teaching ▪ Make links between different aspects of one religion, or similar and contrasting aspects of two or more religions ▪ Explain clearly the relationships, similarities and differences between a range of religious arguments, ideas, views and teachings.
<p>Evaluating – in RE this includes abilities such as:</p> <ul style="list-style-type: none"> ▪ debating issues of religious significance with reference to experience, evidence and argument ▪ weighing the respective claims of self-interest, consideration for others, religious teaching and individual conscience ▪ drawing conclusions which are balanced, and related to evidence, dialogue and experience. 	<ul style="list-style-type: none"> ▪ Talk about what makes people choose religious ways of life ▪ Describe how religious people show the importance of symbols, key figures, texts or stories ▪ Weigh up with fairness and balance the value they see in a range of religious practices ▪ Evaluate skilfully some religious responses to moral issues, and their own responses.

Developing attitudes

Attitudes such as respect, care and concern should be promoted through all areas of school life. There are some attitudes that are fundamental to Religious Education in that they are prerequisites for entering fully into the study of religions, and learning from that experience. The following attitudes are to be fostered through the agreed syllabus:

a) **Curiosity and wonder** – in RE this includes:

- developing imagination and curiosity;
- recognising that knowledge is bounded by mystery;
- appreciating the sense of wonder at the world in which they live;
- developing their interest in and capacity to respond to questions of meaning and purpose;
- exploring the nature of religious practices and teachings;
- being willing to look carefully at ‘the other’ and be open to learning from it;
- following mysterious and profound lines of thinking through, to see where they lead.

b) **Commitment** – in RE this includes:

- understanding the importance of commitment to a set of values by which to live one's life;
- willingness to develop a positive approach to life;
- the ability to learn, while living with certainty and uncertainty.

c) **Fairness** – in RE this includes:

- listening to the views of others without prejudging one's response;
- careful consideration of other views;
- willingness to consider evidence, experience and argument;
- readiness to look beyond surface impressions;
- developing the courage to pursue fairness.

d) **Respect** – in RE this includes:

- being sensitive to the feelings and ideas of others;
- developing skills of listening and a willingness to learn from others, even when others' views are different from their own;
- being ready to value difference and diversity for the common good;
- appreciating that some beliefs are not inclusive and considering the issues that this raises for individuals and society;
- being prepared to recognise and acknowledge their own bias;
- recognising the rights of others to hold their own views;
- avoidance of ridicule;
- discerning between what is worthy of respect and what is not;
- appreciation that religious convictions are often deeply felt.

e) **Self-understanding** – in RE this includes:

- feeling confident about their own beliefs and identity and sharing them without fear of embarrassment or ridicule;
- developing a realistic and positive sense of their own religious, moral and spiritual ideas and a mature sense of self-worth;
- recognising their own uniqueness as human beings and affirming their self-worth;
- becoming increasingly sensitive to the impact of their ideas and behaviour on other people;
- developing the capacity to discern the personal relevance of religious questions;
- deepening awareness of the role of belief and tradition in identity and culture.

f) Open mindedness – in RE this includes:

- being willing to learn and gain new understanding;
- engaging in argument or disagreeing reasonably and respectfully (without belittling or abusing others) about religious, moral and spiritual questions;
- developing the confidence in one's own identity to appreciate the identity of others;
- willingness to seek new truth through learning;
- openness to points of view different from one's own.

g) Critical mindedness – in RE this includes:

- a willingness to examine ideas, questions and disputes about religious and spiritual questions;
- distinguishing between opinions, viewpoints and beliefs in connection with issues of conviction and faith;
- the development of attitudes that distinguish between such things as superstition or prejudice and such things as conviction, personal commitment and faith;
- the ability to argue respectfully, reasonably and evidentially about religious and spiritual questions.

h) Enquiry - in RE this includes:

- a willingness or desire to consider ideas of truth or truths;
- developing a personal interest in ultimate or metaphysical questions;
- an ability to live with ambiguities and paradox;
- the desire to search for the meaning of life;
- being prepared to reconsider existing views critically;
- being prepared to acknowledge bias and prejudice in oneself;
- willingness to value insight and imagination as ways of perceiving reality.

E.4 Models of curriculum provision

This syllabus allows flexibility in RE provision and it is for schools to decide how RE should be delivered, ensuring that there is continuity and progression in learning across key stages, and that annual reports of pupils' progress can be provided.

Primary schools will have different approaches to meet different requirements. They may use the following approaches or a combination of them:

- teaching RE as a separate subject either timetabled on a weekly basis or delivered in blocks of time at different points in the school year (ensuring the requirements of the agreed syllabus are met);
- teaching RE within whole-school topics which bring together a number of subject areas (note: if this approach is followed it is essential that RE is planned to meet the objectives of the agreed syllabus);
- teaching some religions separately, or systematically – there are several units that enable this;
- teaching RE units thematically i.e. teaching units which draw on more than one religion to explore a religious concept such as sacred books, worship or life as journey – there are units that take a thematic approach;
- organising a rolling programme of study units, in order to meet the needs of schools with mixed-age classes, with units planned so that the pitch and expectations for each unit are matched to the different ages and abilities within the class. (For example a mixed year 3 and 4 class may be taught a sequence of RE units over a two year cycle, year A and year B, ensuring learning outcomes and activities are carefully planned to meet pupils' different ages and abilities);
- in small schools, where the same RE unit is taught across different classes, ages and abilities at a given time, lessons should be planned so that pitch and expectations are matched to different ages and abilities;
- some schools use an 'RE Week' or an 'RE Day' to focus learning, then follow up the 'big experience' with linked lessons over several weeks. Such 'big events' planning is demanding of teachers, but can help the whole school to focus and develop the subject. **A day is about 5 hours, so is not, of course, a substitute for a term's work.** The key to success is clarity about the RE learning that is planned, along with the value of 'spaced learning' where the ideas explored in an RE day or week are revisited and followed up in subsequent weeks.

Planning to ensure continuity and progression

Continuity can be achieved if planning starts from the agreed syllabus and careful attention is paid to what has been taught before and what is likely to follow. This highlights the importance of a coherent school curriculum plan.

Progression is the development of knowledge and understanding, skills, concepts and attitudes in a key stage and in relation to previous and subsequent key stages. It is achieved through building on earlier learning. It is not just about accumulation of knowledge but concerns a developing ability to deepen understanding by making use of reflective, interpretative and evaluative skills. Pupils should increasingly be challenged to discover the underlying messages of the teaching behind religious traditions, stories, artefacts and ceremonies.

Progression is characterised by the provision of opportunities for pupils to:

- extend their knowledge and understanding of religions and beliefs;
- extend their ability to use religious vocabulary and interpret religious symbolism in a variety of forms;
- deepen their reflection on questions of meaning, offering their own thoughtful and informed insights into religious and non-religious views of life's meaning and purpose;
- explore fundamental questions of beliefs and values in relation to a range of contemporary issues.

Continuity and progression can be achieved when pupils have increasingly challenging opportunities to:

- appreciate the importance of religion in the lives of many people;
- grow in understanding of the influence of belief on behaviour, values and attitudes;
- consider their own beliefs, values and attitudes;
- consider religious perspectives on contemporary social and moral issues.

E5. Core concepts in world religions

This syllabus has identified some core concepts that are at the heart of the religions taught. Religions are complex and so any selection is going to be limited, but we think that these are all concepts that are central, so that if pupils get a good grasp of them, it will support their learning about that religion.

Buddhism

Buddhism was founded by Siddhartha Gautama, who lived in India in the sixth century BCE. He spent his life in the search for answers to the questions posed by human suffering, desire and the search for happiness. Siddhartha reached enlightenment at the age of 35 and was given the title 'Buddha', or 'enlightened one'. He developed the Middle Way of growing in wisdom, morality and mindfulness, and built up a large following of disciples.

The Buddha is greatly honoured for his teaching, but is not worshipped as God. There is diversity between Buddhist traditions: most do not pray to Buddha, although some do; some see Buddhism as a religion, whereas others prefer to see it as a philosophy and way of life.

The Three Treasures (Refuges)

Buddhists take refuge in three treasures:

- the **Buddha** (the inspiration of this enlightened being and his teachings)
- the **dhamma** (the teaching of the Buddha)
- the **sangha** (the community of Buddhists)

The Four Noble Truths

These are four tenets that all Buddhists accept:

- Life involves suffering (or 'unsatisfactoriness' – **dukkha**). It is not difficult to see that there is suffering and unhappiness in life, both in the world at large and within a person.
- The cause of suffering is desire (**tanha**). People do not like suffering and unhappiness: it is what they want to move away from. To do this, people need to understand and remove its causes.
- It is possible to end suffering (**nirodha**) by replacing craving and desire with inner satisfaction. The point at which this is achieved is called **Nibbana** (Nirvana), a state of peace and happiness. This is a goal that all can move towards.
- Following the Eightfold Path (see below) leads to Nibbana (Nirvana) and the cessation of suffering. This is the path of growth and development that enables people to cultivate the positive in all aspects of life. An individual takes responsibility to make progress along this path. There is no external judgement in Buddhism. People move at their own pace, and achieve enlightenment by their own heroic attempts.

The Noble Eightfold Path

This is a practical guide to living within the teachings of the Buddha in every aspect of life:

Steps to wisdom (knowing in a 'Buddha-like' way)	Ethical steps (treating the world and others in a 'Buddha-like' way)	Mental steps (approaching life in a 'Buddha-like' way)
1. Right understanding 2. Right thought	3. Right speech 4. Right action 5. Right livelihood	6. Right effort 7. Right mindfulness 8. Right concentration

The Five Precepts or Principles

The following principles guide most Buddhists' ways of living:

- To refrain from destroying or harming living beings
- To refrain from taking that which is not freely given (stealing)
- To refrain from sexual misconduct (improper sexual behaviour)
- To refrain from incorrect speech and deceiving
- To refrain from intoxicants that lead to loss of mindfulness or carelessness.

Buddhist philosophy and practices

- Buddhism teaches the law of kamma (karma), where every thought or action sows the seed of a positive or negative nature. This connects with teaching about rebirth.
- Meditation is practised throughout Buddhist traditions, although styles vary.
- Whilst Buddhist monks and nuns are often highly visible, most Buddhists follow the path as lay people. The community shares the task of alleviating suffering, supports its monks and nuns, recognises and supports its leaders and celebrates such festivals as Wesak, remembering the birth, enlightenment and death of the Buddha.
- Many Buddhists do not attend temples, but practise meditation and chanting in shrines in their homes or gardens. Use of shrines, paintings and iconography is common but varied.

Enlightenment

The unifying doctrine of the various Buddhist traditions is the enlightenment experience of the Buddha. Enlightenment is not a place but a state of being, based on wisdom and compassion. It is hard for ordinary humans to comprehend, but is the end result of an attempt to master the truth for oneself. In Buddhist scriptures there are examples of almost-instantaneous enlightenment and of enlightenment taking many lifetimes.

Unless someone gains enlightenment, Buddhism teaches that she or he will continue to be re-born. Most traditions see the goal for a Buddhist to be Nibbana (Nirvana), where one breaks out of the cycle of rebirth. Some traditions emphasise the Bodhisattva principle, whereby an arhat (an enlightened being) puts others before him or herself in order to help and support all sentient beings in all realms. Some Buddhists strive for full Buddhahood.

<p>This page is an extract from <i>Religious Education: The Teacher's Guide</i> © RE Today 2015. Used by permission.</p>
--

Christianity

Key concepts:

Christians do not all agree about the details of these key concepts, and there is real diversity within and between denominations. These descriptions below do, however, represent a broad, mainstream view of Christian belief. Taken together, they tell the 'big story' of the Bible – from Creation to the Kingdom of God:

God: Fundamental to Christian belief is the existence of God, Father, Son and Holy Spirit.

Creation: Christians believe the universe and human life are God's good creation. Humans are made in the image of God.

Fall: Christians believe humans have a tendency to go their own way rather than keep their place in relation to their Creator. This attitude is called sin, and Genesis 3 gives an account of this rebellion, popularly called 'the Fall'. This describes a catastrophic separation between God and humans, between humans and each other, and between humans and the environment. This idea that humans are 'fallen' and in need of rescue (or salvation) sets out the root cause of many problems for humanity.

People of God: Many Christians say that the Old Testament tells the story of God's plan to reverse the impact of the Fall, to save humanity. It involves choosing a people who will model a restored relationship with God, who will attract all other people back to God. The Bible narrative includes the ups and downs of this plan, including the message of the prophets, who tried to persuade people to stick with God. For Christians, the plan appears to end in failure with the people of God exiled, and then returning, awaiting a 'messiah' – a rescuer.

Incarnation: For Christians, the New Testament presents Jesus as the answer – the Messiah and Saviour, who will repair the effects of sin and the Fall and offer a way for humans to be at one with God again. Incarnation means that Jesus is God in the flesh, and that, in Jesus, God came to live amongst humans.

Gospel: Christians believe that Jesus' incarnation is 'good news' for all people. ('Gospel' means 'good news'.) His life, teaching and ministry embody what it is like to be one of the people of God, what it means to live in relationship with God. Jesus' example and teaching emphasise loving one's neighbour – particularly the weak and vulnerable – as part of loving God.

Salvation: For Christians, Jesus' death and resurrection bring about the rescue or salvation of humans. He opens the way back to God. Through Jesus, sin is dealt with, forgiveness offered, and the relationship between God and humans is restored.

Kingdom of God: Christians accept that this does not mean that no one sins any more! The Bible talks in terms of God's 'Kingdom' having begun in human hearts through Jesus. The idea of the 'Kingdom of God' reflects God's ideal for human life in the world – a vision of life lived in the way God intended for human beings. Christians look forward to a time when God's rule is fulfilled at some future point, in a restored, transformed Heaven and Earth. Meanwhile, they seek to live this attractive life as in God's Kingdom, following Jesus' example, inspired and empowered by God's Spirit.

Note:

Not all Christians understand or emphasise these concepts in the same way. For example, some Christians do not place such an emphasis on 'the Fall'. However, this account of these concepts presents a mainstream understanding of the 'big story' of the Bible. If pupils grasp this account of these concepts and this relationship between them, it serves as a good foundations for exploring some of the wider diversity of Christian views.

Sources of authority:

One of the main sources of authority for Christians is the Bible.

- *For Roman Catholic Christians*, the Bible's authority is balanced alongside the teachings and traditions of the Church – the Church indicates how to interpret the Bible, for example.

- *For most Protestant Christians* (e.g. Church of England, Baptist, Methodist, Pentecostal etc), the Bible is the key source of authority. Churches do guide their members in how to read, understand and apply the Bible's teachings, but the Bible is more authoritative than the church guidance. In general, Protestants believe that 'ordinary' Christians should have access to it and be able to interpret it for themselves, rather than be told what it means.

The Bible is a collection of different books (66 in the Old Testament and 27 in the New Testament). These encompass all kinds of different types of text, including legal codes, historical reports, poetry, prayers, fictional stories such as parables, letters, prophetic texts containing warnings from God about what might happen if people carry on disobeying God, for example. These different types of texts all need to be interpreted appropriately (you don't look for historical accuracy in a poem, for example).

Christians read the Bible differently:

- *Conservative readings:* Some Christians regard the Bible as the inspired Word of God, containing ultimate truth communicated from the Creator to all people. Christians who have this view are more likely to regard the Gospels as presenting what Jesus actually said, and describing events that actually happened as they are depicted in the text. They are likely to believe that Jesus did perform miracles and did rise from the dead. Globally, the majority of Christians have a view like this, although this does not mean that they read all the texts literally – they recognise that different types of text require different ways of reading.
- *Liberal readings:* Other Christians see the Bible more as a collection of human writings, containing great wisdom about how people respond to life. This means that they may question the historical claims of some of the texts, and instead look for general truths and teachings about human experience. For example, they may question whether the Gospels give historical accounts of what Jesus actually said or did; they might argue that the Gospels reflect the teachings of the early Christian church many years after Jesus. Some Christians with this liberal viewpoint might say that Jesus did not rise from the dead – the idea of resurrection is a metaphor for a transformed life rather than a historical or future reality. Globally, this liberal approach is a minority view among Christians, although it is more prevalent among Christians in the UK and Europe than it is in North and South America, for example.

These are not the extreme ends of a continuum, but they do represent something of the variety of views.

This page is an extract from *Understanding Christianity: Text Impact Connections* © RE Today 2016. Used by permission.

Hinduism

Dharma

The key concept of dharma frames a Hindu's life. It describes Hindu social and moral duty. Hindus aim to live in conformity with their dharma, and aiming to maintain this will inform all or many aspects of their life. Dharma varies according to the personal path individual Hindus have taken and the circumstances of life.

Brahman

Brahman represents the concept of God in Hinduism. Brahman is seen as the source of all life, the sum total of all souls in the universe, present in every living thing and the 'place' or state of being that is moksha. Brahman is too infinite to be understood by the human intellect, but humans can come to Brahman, the Ultimate, through the many Hindu deities – gods and goddesses – all of whom represent an aspect of Brahman's character or being. Other deities through whom Brahman is worshipped are Lord Vishnu, Lord Shiva, Lord Ganesh (or 'Ganpati'), Goddess Lakshmi, Goddess Parvati, Goddess Sarasvati and Durga Mata.

Atman

The atman refers to the 'eternal self' or 'soul', the 'essence' of a single being. When the body dies, the atman moves into a new body in the process known as samsara, or reincarnation. Hindus believe Brahman is present in the atman, which is in all living things, and the elements – earth, air, fire and water.

Karma

The atman returns to the earth in another body according to the law of karma. This translates as 'action' or 'deed', but its wider meaning is 'cause and effect'. Karma refers to the sum of a Hindu's actions, which will determine his or her future existences. A life lived in accordance with one's dharma means future reincarnation in a body with more potential to reach Brahman/moksha.

Samsara

Samsara describes the cycle of birth, death and rebirth (reincarnation). The life one is born into depends on how the previous life has been lived, or how far the individual kept or performed his or her dharma. There is no personal judgement of the individual. Together, the laws of karma and samsara provide cosmic, but impersonal, balance.

Moksha

Moksha describes the ultimate goal of all Hindus: liberation from the cycle of samsara and the constant pain of rebirth. There are different ways to attain moksha and one path says that by following one's dharma, one slowly achieves more and more favourable births. Moksha is sometimes described as a drop of water meeting the ocean, as the atman is finally reunited with Brahman.

<p>This page is an extract from <i>Religious Education: The Teacher's Guide</i> © RE Today 2015. Used by permission.</p>
--

Islam

Tawhid (sometimes spelled tawheed)

Tawhid is the oneness of Allah (God). Islam teaches absolute monotheism – there is only one God. To regard anyone or anything as being equal to Allah, or even a partner with Allah, is described as *shirk* and is absolutely forbidden. The Muslim confession of faith, the Shahadah, declares: ‘There is no god except Allah (God)’. This is not just an abstract theological statement but one that is worked out in many ways. Allah cannot be represented in art, so the geometrical designs so prominent in Islamic culture are a reflection of the unity and beauty of Allah. Using the 99 Names of Allah is helpful in exploring the nature of Allah in Islam (see unit 1.7, for example).

Iman

Iman is faith, the believer’s response to God. Faith is expressed primarily in acceptance of Muhammad as the final messenger of God (in the words of the Shahadah, ‘There is no god except Allah; Muhammad is the messenger of Allah’) and of Al-Qur’an as the revealed word of God. ‘Qur’an’ means ‘reciting’ and is the definitive guide for all Muslims.

Ibadah

Muslims use this single word for both worship and any action that is performed with the intention of obeying Allah. Thus worship and belief-in-action are inextricably linked by language. This concept includes the five pillars of Islam, which help Muslims to ensure that their lives are dedicated to the worship of Allah. As the whole of life is worship, no special emphasis is placed on any one aspect of obligation.

The five pillars

The compulsory five pillars provide a structure for the daily spiritual life of a Muslim. There are two main groups of Muslims, Sunni and Shi’a. Sunni Muslims accept the importance of these five. Shi’a Muslims also accept their importance, but may not refer to them by the same name and also regard some additional acts as obligatory.

- Shahadah is the declaration of faith: ‘There is no god except Allah; Muhammad is the messenger of Allah.’
- Salat is ritual prayer carried out five times a day.
- Zakat is an annual gift for charity, usually 2.5 per cent of income.
- Sawm is fasting from food and water during the daylight hours of the month of Ramadan.
- Hajj is pilgrimage to Makkah, to be made at least once in a lifetime if possible.

Akhlaq

Akhlaq is a term that cannot be translated by a single English equivalent. It means behaviour, morality, manners, attitudes, and the social ethical codes by which Muslims should live. Included are aspects of family and social life and also issues for the whole of humanity, e.g. the possibility of an Islamic social and economic order, which is a viable alternative to both capitalism and communism.

This page is an extract from *Religious Education: The Teacher’s Guide* © RE Today 2015.
Used by permission.

Judaism

God

Jews believe in one creator God who cares for all people. Jews worship God, saying blessings and thanks, and believe that they are the chosen people. Many Jewish people avoid saying and writing God's name, and so in a Jewish context, it might be printed as 'G-d'.

The Jewish prayer the Shema begins with words that are a fundamental expression of Jewish belief: 'Hear, O Israel: The LORD our God is one LORD; and you shall love the LORD your God with all your heart, and with all your soul, and with all your might' (Deuteronomy 6:4–5).

Parts of the Shema are written on a mezuzah (parchment on which religious text is written, which is generally placed inside a small decorative box) and attached to the doorposts of Jewish homes, to be remembered each time it is passed. Parts of the Shema are also placed inside tefillin, the prayer boxes worn on the head and left arm of many Jews, especially Orthodox and Conservative, when they pray.

The Torah

The Torah, meaning teaching, instruction or law, is the main Jewish holy book. The term is used in a wider sense to mean the first five books of the Hebrew Bible (the same in content as the Old Testament of the Christian Bible) and the Talmud – oral law or 'Oral Torah' explaining the Torah. The Torah contains the Ten Commandments given to Moses and the 613 mitzvot or the Jewish laws/commandments (halakha) that observant Jews obey. It also focuses on the Jews' relationship with God and contains songs, prayers and wise sayings.

The whole Hebrew Bible includes:

- the TeNaKh, 'written Torah', which consists of the Torah (law; the first five books), Nevi'im (Prophets) and the Ketuvim (Writings)
- the Talmud, or oral law, which is made up of the Mishnah (the first writing down of this oral law in about 200CE) and the Gemara (a commentary on the Mishnah).

The Torah is held in great esteem and kept in a special place in the synagogue called the Ark. A weekly portion is read aloud in the Shabbat synagogue service and there is an annual cycle of readings, culminating in the festival of Simchat Torah ('rejoicing in the Torah'). Torah scrolls are taken from the Ark and carried or danced around the synagogue seven times.

Many Jews regularly study the Torah – to do so is to worship God.

The People and the Land

The family and home are very important in Jewish life. Shabbat, or the Jewish day of rest, starts at sunset on Friday and lasts until three stars appear in the sky on Saturday. Friday nights are special, involving time at the synagogue, prayers, a meal with family and friends and the chance to rest, discuss and focus on God. Whilst Jewish practice of Shabbat may vary across the different traditions, the coming together of families every weekend, and the wider community for Shabbat services, has been at the heart of Jewish community life for centuries. The instructions in the Shema to 'teach these laws thoroughly to your children, speak of them when you sit in your house' are obeyed as part of Shabbat. Shabbat celebrates the seventh day of creation – the day of rest – and is called 'the day of delight' in some Jewish traditions. Refraining from work is seen by many as a release from the pressure of modern life rather than a restriction.

Kashrut is the body of Jewish law dealing with the foods that are fit to be eaten. These laws, found in the Torah, have existed for more than 3000 years and continue to play an important part in the daily lives of many observant Jews. Food that meets the demands of kashrut is called kosher (fit). 'Keeping kosher' involves eating only certain animals that have been killed in a special way, and using separate sets of kitchen utensils for milk and meat products, which must not be mixed. Food that is forbidden is trefah or treyf ('torn').

The land of Israel is at the heart of Jewish identity for Jews all over the world. Israel is the land promised to Abraham and his descendants by God, where Jews lived for hundreds of years, and is the site of the last

remaining wall of the Jewish Temple today. In 70CE Roman invaders largely destroyed the Temple and threw the Jewish people out of their homeland. They remained exiled until the State of Israel was declared in 1948, following the Second World War and the Nazi Holocaust. During the centuries of Jewish exile various settlers, including many Muslims, came to live in the area around Jerusalem, Palestine. The land is now an area of far-from-resolved conflict between Israel and Palestine.

This page is an extract from *Religious Education: The Teacher's Guide* © RE Today 2015.
Used by permission.

Sikhism

Although the youngest of the world religions, Sikhism (or *Sikhi* – the preferred term by an increasing number of Sikhs) currently has the fifth largest following in the world. According to the 2011 census, there are 423,000 Sikhs in Britain. This constitutes 0.8% of the total population of England and Wales. The majority of Sikhs are of Punjabi origin and speak Punjabi as either their mother language or second language. The Punjab, which is translated as the ‘land of the five rivers’ is situated in the Northern part of India. Most Sikh places of worship, known as the *gurdwara*, have facilities for teaching youngsters to learn the Punjabi language orally and in reading and writing. Increasingly, there is a steady influx of non-Punjabis into the *Panth*, especially in the USA. The word **Panth** is important and is indicative of the global Sikh community – Punjabi and non-Punjabi. The term ‘Sikh’ comes from the word ‘*sikhna*’ which means ‘to learn’; hence a Sikh is a learner.

The *Guru Granth Sahib*, which is held in esteem as the eternal Guru for the *Panth* can be regarded as unique amongst the World Scriptures in that it contains the hymns of individuals from a number of religious traditions. Alongside the writings of the ten Sikh Gurus, the *Guru Granth Sahib* also contains the religious compositions of Hindu and Muslim Sants (holy individuals). The composition of the *Guru Granth Sahib* (originally compiled in 1604 CE as the *Adi Granth*) also echoes the words uttered by the first Guru, Nanak, after his revelation where he is believed to have disappeared under water for three days. The *Janamsakhis* (birth testimonies of Guru Nanak) state that on reappearing at the bank of the river, Guru Nanak spoke the following words:

“There is no Hindu, there is no Muslim, so whose path shall I follow? I shall follow God’s path. God is neither Hindu nor Muslim, and the path which I follow is God’s”.

For Sikhs, this indicates the unity of God: that God is beyond all religious divisions. Hence the teachings of Guru Nanak, and the following Gurus, were tolerant towards the two dominant faiths (Hinduism and Islam) of the time. Alongside Sikh terms for God such as *Satnam* and *Waheguru*, the terms *Allah* and *Ram* are also used in the *Guru Granth Sahib*. The emphasis is on the liberation of *all* human beings, regardless of caste or faith. The Sikh place of worship, *gurdwara*, is open to all. An important feature of the egalitarian principles of Sikhism are clearly portrayed through the distribution of *karah prasad* and *langar* in the *gurdwara*. The concept of eating together illustrates that all visitors to the *gurdwara* are equal.

Sikhs believe that God is *Karta Purkh*, the creator of all existence but is eternal, the First Cause. The concept of God’s eternity is essential in Sikhi and is expressed through the steel bracelet, the *Kara*, which is one of the 5K’s, the essential articles of faith for an initiated (*amritdhari*) Sikh. For Sikhs, the world was created and designed so that human beings could form a loving relationship with God. It is described as the *karam bhoomi*, the ‘action ground’ where human efforts and Divine Grace will enable the *gurmukh* (the God-orientated individual) as compared to the *manmukh* (the egoistic individual) to experience the formless Divine, which is immanent especially within the human heart. Hence the human birth is regarded as the ‘golden opportunity’ as the only realm through which the soul can escape the cycle of reincarnation and achieve *mukti* (liberation from rebirth).

There are three basic tenets of faith to be expressed through one’s everyday living according to Sikhi. These are:

1. **Nam Simran**: Meditation/recitation on the Name of God.
2. **Kirt Karo**: to work hard and earn an honest day’s living. Sikhs are encouraged to take part in charitable events.
3. **Vand ke chakko**: to share one’s food and earnings with the less fortunate.

This extract from *Questions: Sikhs* © RE Today 2013 was written by Dr Opinderjit Kaur Takhar, Head of Religious Studies at the University of Wolverhampton. Used by permission.

Non-religious worldviews

RE is not just for the religious, but for all pupils. Most pupils in schools in Britain today do not identify very closely, if at all, with a religious community, and so it is appropriate that RE should include consideration of some of the alternatives to religion which exist in our society. It is clear that it is not only religious people who take ethics seriously; there are various philosophies and approaches to life that have nothing to do with any particular religion, but call followers to lives of love and unselfishness.

Atheists, agnostics, SBNR and more

These living belief systems can be grouped together as ‘non-religious worldviews’ or ‘ethical life-stances’. Their forms are often eclectic, but include everything from rationalist atheism and agnosticism to ideas of being ‘spiritual but not religious’ (SBNR). Evidence from national surveys indicate that when people say that they are atheist, that does not necessarily mean that they have no religious or spiritual beliefs – a significant number retain beliefs in an afterlife or a soul, for example. (See Stephen Bullivant’s report on *The ‘No-religion’ Population of Britain* www.stmarys.ac.uk/research/centres/benedict-xvi/no-religion-population.aspx.) Some point out that the terms atheist, non-religious, unbelief, ‘nones’ (i.e. those who say they have ‘no religion’ in surveys) are all negatives. Some people are unhappy about being described in those terms, feeling that they suggest religious belief is the norm, and that not having a religious belief is a reaction against religion rather than an independent, thoughtful stance of its own. Some people have adopted more positive terms – they might call themselves humanists (or Humanist) or freethinkers or sceptics, for example.

A major study from the University of Kent, *Understanding Unbelief*, has explored something of the diversity of the non-religious. Dr Lois Lee, Principal Investigator, suggests that there are different types of unbelief:

Unbelief as the absence of religious belief:

There is no universal scholarly agreement on a definition of ‘religion.’ However, numerous types of beliefs frequently associated with the term ‘religion,’ such as beliefs in supernatural agents, the afterlife, ultimate purpose, and magical causation appear in almost all known societies. Unbelief can be taken to mean the absence of one or more of these beliefs in an individual’s mind and much research specifically looks at individual and social factors that make these absences more or less likely.

Unbelief as the presence of explicitly non-religious worldviews:

From the ethnographic and historical record, we can infer that most humans have had religious worldviews. Both in the ancient world and today, however, distinct worldviews exist that place themselves in opposition to or beyond religion, including some forms of Humanism, Marxism, and Transhumanism. The study of unbelief, then, is not only a study of absences, but also the study of the embrace of such alternative worldviews.

Unbelief as the irrelevance of religious belief:

While those of us studying religion often find it difficult to believe that someone would find questions of the purpose of life and the universe and the existence of God or gods irrelevant or uninteresting, this does indeed occur. What’s been called ‘apatheism’ (combining apathy and atheism) is much more widespread and diverse a phenomenon as one might predict, from the existentially secure countries in Scandinavia where many individuals feel little motivation to seek supernatural or religious assistance to Japan, where the notion of systemising passing religious intuitions and feelings into something like a belief seems strange and foreign. While the question of God is more often deemed irrelevant than the question of some sort of purpose or meaning, even the latter occurs and is an intriguing object of study.

Dr Lois Lee, in REtoday magazine, Summer 2019

Humanism

People who feel at home with describing themselves as atheist or agnostic also do not all identify formally with Humanism, but Humanists UK is perhaps the most visible and organised non-religious ethical life-stance to be seen in the nation’s public life.

Humanism has a long history, and many great intellectuals from past centuries have influenced the modern Humanist tradition. These figures would include thinkers from classical civilisation such as Epicurus and Seneca, as well as enlightenment philosophers from Thomas Paine through John Stuart Mill to Bertrand Russell. Notable contemporary Humanists in the UK include such public figures as Richard Dawkins, Stephen Fry, AC Grayling, Tim Minchin, Philip Pullman and Polly Toynbee.

Though relatively few Humanists belong to a Humanist organisation (in the 2011 Census just over 15,000 people identified themselves specifically as Humanists), the ideas of Humanism are very influential in the UK today, and many people recognise themselves when they hear Humanism described.

With an approach to life based on humanity and reason, Humanists recognise that moral choices are properly founded on human nature and experience alone. We value the truth, and consider facts as well as feelings in reaching a judgement. Humanists reject the idea of any supernatural agency intervening to help or hinder us. Humanists UK

Humanists are people who:

- Believe primarily in humanity;
- Hold that human nature is a remarkable product of the universe, but not the product of any divine creation, and that the human race can expect no help from any gods;
- Place their confidence in the power of human reason, goodwill and science to solve the problems that face us, and reject the power of prayer or worship;
- Accept the limitations of a lifetime and notice that we live on in the memories of others and in our achievements, but reject all ideas of rebirth, resurrection or eternal life;
- When it comes to ethics, believe that their own reasoned sense of goodness and happiness should guide them to decide what is right for themselves and others;
- Are often concerned for the greatest happiness for the greatest number;
- Think it is best to make ethical decisions by looking at the individual case, not just by applying a hard-and-fast rule;
- Have often been active in working for human rights and get involved in a variety of social and ethical issues.

Those who identify themselves as Humanist may have special secular welcomes for a new baby, wedding ceremonies based on Humanist ideals and non-religious funerals. They may celebrate festivals in a secular way, whether this means joining in New Year celebrations with relish, or marking United Nations Day.

Ethically, Humanism is often personal and individual, liberal, tolerant and rationally based. Humanists may be in favour of free choice in matters such as euthanasia or divorce, and may emphasise virtues such as truthfulness, generosity, democracy, tolerance, justice and co-operation. Humanists try to put the 'golden rule' into action: treat other people as you would like them to treat you.

This page is an amended extract from *Religious Education: The Teacher's Guide* © RE Today 2015. Used by permission.

E.6 The demographics of religion and belief in Peterborough, the region and the nation

The 2011 Census offers the most recent national information for setting the demographic context for the county, the region and the nation. (The 2021 Census will give a chance to see how things have changed in the intervening decade.) We do not intend to educate pupils only for their current life, perhaps in a village or a town, but also for a plural nation and a diverse world. The purpose of RE includes enabling pupils to be ready to live well in a wider world: the region, the nation, the global community.

CENSUS 2011:	Population	Christian	Buddhist	Hindu	Jewish	Muslim	Sikh	Other religion	No religion	No religion: Humanist	Religion not stated
Peterborough UA	183,631	104,202	463	2,320	144	17,251	1,184	591	45,183	33	12,293
Northamptonshire	691,952	414,265	2,194	8,014	679	12,104	2,765	2,882	202,379	124	46,670
Corby	61,255	36,111	126	190	44	382	125	150	20,376	4	3,751
Daventry	77,843	50,346	291	293	71	439	153	271	20,701	17	5,278
East Northamptonshire	86,765	53,187	186	277	83	232	114	361	26,354	18	5,971
Kettering	93,475	55,196	263	759	66	723	977	417	28,768	13	6,306
Northampton	212,069	119,937	924	3,393	273	8,806	1,063	1,037	62,404	32	14,232
South Northamptonshire	85,189	56,017	183	357	100	290	175	245	21,758	23	6,064
Wellingborough	75,356	43,471	221	2,745	42	1,232	158	401	22,018	17	5,068
Cambridgeshire	621,210	361,532	3,264	4,142	1,652	8,990	895	2,636	189,016	252	49,083
Cambridge	123,867	55,514	1,573	2,058	870	4,897	213	703	46,839	86	11,200
Leicester	329,839	106,872	1,224	50,087	295	61,440	14,457	1,839	75,280	54	18,345
ENGLAND AND WALES	56,075,912	33,243,175	247,743	816,633	263,346	2,706,066	423,158	240,530	14,097,229	15,067	4,038,032

This table selects data for religious affiliation from the 2011 Census, providing a context for RE in the city of Peterborough and the surrounding region. We have included here the cities of Cambridge and Northampton, and, for contrast, the more diverse city of Leicester, as well as national numbers. We need RE that prepares young people for life in the village, county, region, nation and world. Diversity is not always evident in every part of the county or the region, but pupils might learn much from seeing this regional picture and understanding it. Some parts of Cambridgeshire are not as diverse as some areas, but the county as a whole still reflects a range of religions and beliefs.

